








Worklist: 896

reviewed on 11-5-15 by BAW


BWylee

<u>LAB CASE</u>	<u>ITEM</u>	<u>TASK ID</u>	<u>DESCRIPTION</u>	
M2015-3267	1	42970	3.10.3 Blood confirmation of co	
M2015-3274	1	42969	3.10.3 Blood confirmation of co	
P2015-2011	1	42972	3.10.3 Blood confirmation of co	
P2015-2018	1	44807	3.10.3 Blood confirmation of co	
P2015-2092	1	44808	3.10.3 Blood confirmation of co	
P2015-2113	1	44809	3.10.3 Blood confirmation of co	
P2015-2161	1	42967	3.10.3 Blood confirmation of co	

Most of the ion ratios on the SIM data were out of tolerance; refer to full scan data for confirmation. The 100 ng/mL level was passing, and will therefore serve as the administrative cutoff value for morphine/codeine for this batch.

pe



Verified that the ALS vials were in the correct rack positions on 10/06/15. 

Simulate Run Sequence Tue Oct 06 09:04:33 2015

Instrument Name: Probie

Sequence File: C:\msdchem\1\sequence\DD-Op100615.S

Comment:

Operator: D Downey

Data Path: C:\MSDCHEM\1\DATA\DND\2015\100615OP\

Method Path: C:\MSDCHEM\1\METHODS\

Line	Type	Vial	DataFile	Method	Sample Name
1)	Sample	100	Pre-run	Solvent Blank	
	Datafile		Pre-run	SolventBlk	
	Method		AM-3-10-3-3		
2)	Sample	9	750ng/mL	Positive Control	
	Datafile		Pre-run	PC-FS	
	Method		AM3-10-3-FS		
3)	Sample	9	750ng/mL	Positive Control	
	Datafile		Pre-run	PC	
	Method		AM-3-10-3-3		
4)	Sample	99	Pre-run	Solvent Blank	
	Datafile		Pre-Blank	SolventBlk	
	Method		AM-3-10-3-3		
5)	Sample	1	Negative Whole Blood Utak Lot B0689		
	Datafile		Negative	WholeBlood	
	Method		AM-3-10-3-3		
6)	Sample	1	Negative Whole Blood Utak Lot B0689		
	Datafile		Negative	WholeBlood-FS	
	Method		AM3-10-3-FS		
7)	Sample	2	Calibrator Level 1: 25ng/mL		
	Datafile		CalLevel-1-25		
	Method		AM-3-10-3-3		
8)	Sample	3	Calibrator Level 2: 50ng/mL		
	Datafile		CalLevel-2-50		
	Method		AM-3-10-3-3		
9)	Sample	4	Calibrator Level 3: 100ng/mL		
	Datafile		CalLevel-3-100		
	Method		AM-3-10-3-3		
10)	Sample	5	Calibrator Level 4: 250ng/mL		
	Datafile		CalLevel-4-250		
	Method		AM-3-10-3-3		
11)	Sample	6	Calibrator Level 5: 500ng/mL		
	Datafile		CalLevel-5-500		
	Method		AM-3-10-3-3		
12)	Sample	7	Calibrator Level 6: 1000ng/mL		
	Datafile		CalLevel-6-1000		
	Method		AM-3-10-3-3		
13)	Sample	98	Solvent Blank		
	Datafile		Solvent	Blk	
	Method		AM-3-10-3-3		
14)	Sample	9	750ng/mL	Positive Control	
	Datafile		PC-750-1		
	Method		AM-3-10-3-3		
15)	Sample	96	Lab No.: M2015-3267-1	Blank	
	Datafile		M2015-3267-1	BLK	
	Method		AM3-10-3-FS		
16)	Sample	10	Lab No.: M2015-3267-1		



	Datafile		M2015-3267-1
	Method		AM-3-10-3-3
17)	Sample	10	Lab No.: M2015-3267-1
	Datafile		M2015-3267-1 FS
	Method		AM3-10-3-FS
18)	Sample	95	Lab No.: M2015-3274-1 Blank
	Datafile		M2015-3274-1 BLK
	Method		AM3-10-3-FS
19)	Sample	11	Lab No.: M2015-3274-1
	Datafile		M2015-3274-1
	Method		AM-3-10-3-3
20)	Sample	11	Lab No.: M2015-3274-1
	Datafile		M2015-3274-1 FS
	Method		AM3-10-3-FS
21)	Sample	94	Lab No.: P2015-2011-1 Blank
	Datafile		P2015-2011-1 BLK
	Method		AM3-10-3-FS
22)	Sample	12	Lab No.: P2015-2011-1
	Datafile		P2015-2011-1
	Method		AM-3-10-3-3
23)	Sample	12	Lab No.: P2015-2011-1
	Datafile		P2015-2011-1 FS
	Method		AM3-10-3-FS
24)	Sample	97	Solvent Blank
	Datafile		SolventBlk2
	Method		AM-3-10-3-3
25)	Sample	8	75ng/mL Positive Control
	Datafile		PC-75-1
	Method		AM-3-10-3-3
26)	Sample	93	Lab No.: P2015-2018-1 Blank
	Datafile		P2015-2018-1 BLK
	Method		AM3-10-3-FS
27)	Sample	13	Lab No.: P2015-2018-1
	Datafile		P2015-2018-1
	Method		AM-3-10-3-3
28)	Sample	13	Lab No.: P2015-2018-1
	Datafile		P2015-2018-1 FS
	Method		AM3-10-3-FS
29)	Sample	92	Lab No.: P2015-2092-1 Blank
	Datafile		P2015-2092-1 BLK
	Method		AM3-10-3-FS
30)	Sample	14	Lab No.: P2015-2092-1
	Datafile		P2015-2092-1
	Method		AM-3-10-3-3
31)	Sample	14	Lab No.: P2015-2092-1
	Datafile		P2015-2092-1 FS
	Method		AM3-10-3-FS
32)	Sample	91	Lab No.: P2015-2113-1 Blank
	Datafile		P2015-2113-1 BLK
	Method		AM3-10-3-FS
33)	Sample	15	Lab No.: P2015-2113-1
	Datafile		P2015-2113-1
	Method		AM-3-10-3-3
34)	Sample	15	Lab No.: P2015-2113-1
	Datafile		P2015-2113-1 FS
	Method		AM3-10-3-FS
35)	Sample	90	Lab No.: P2015-2161-1 Blank

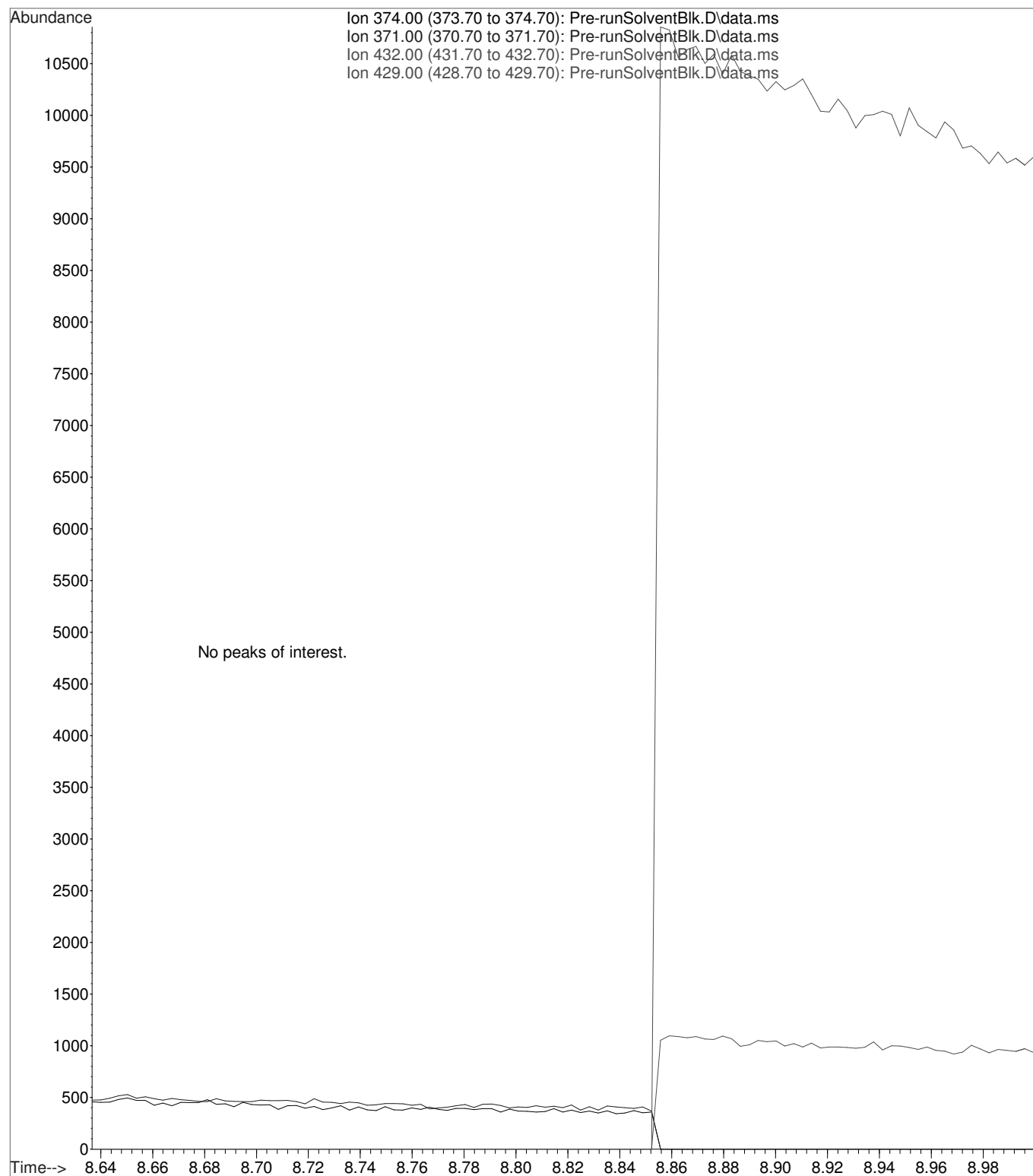


	Datafile		P2015-2161-1 BLK
	Method		AM3-10-3-FS
36)	Sample	16	Lab No.: P2015-2161-1
	Datafile		P2015-2161-1
	Method		AM-3-10-3-3
37)	Sample	16	Lab No.: P2015-2161-1
	Datafile		P2015-2161-1 FS
	Method		AM3-10-3-FS
38)	Sample	89	Solvent Blank
	Datafile		SolventBlk3
	Method		AM-3-10-3-3

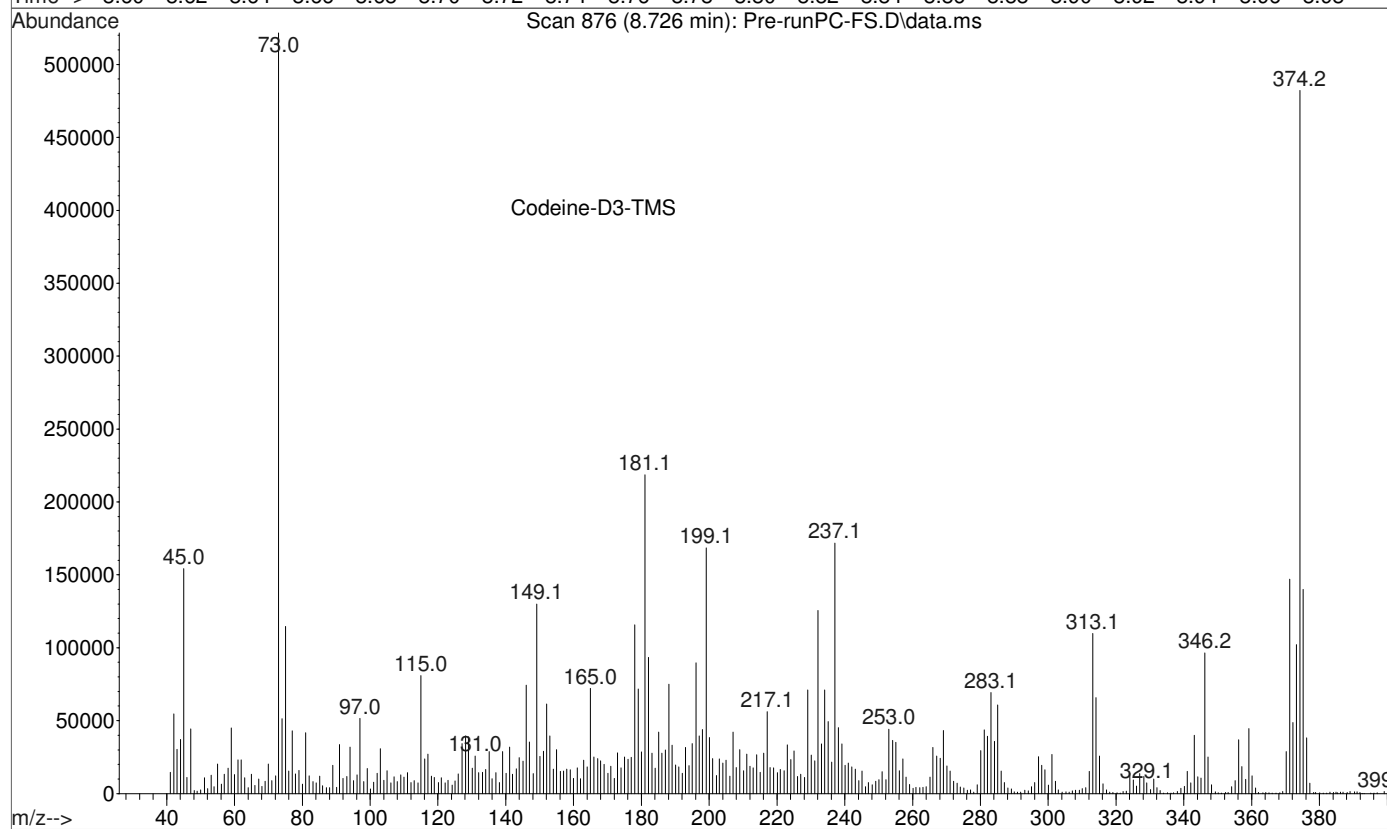
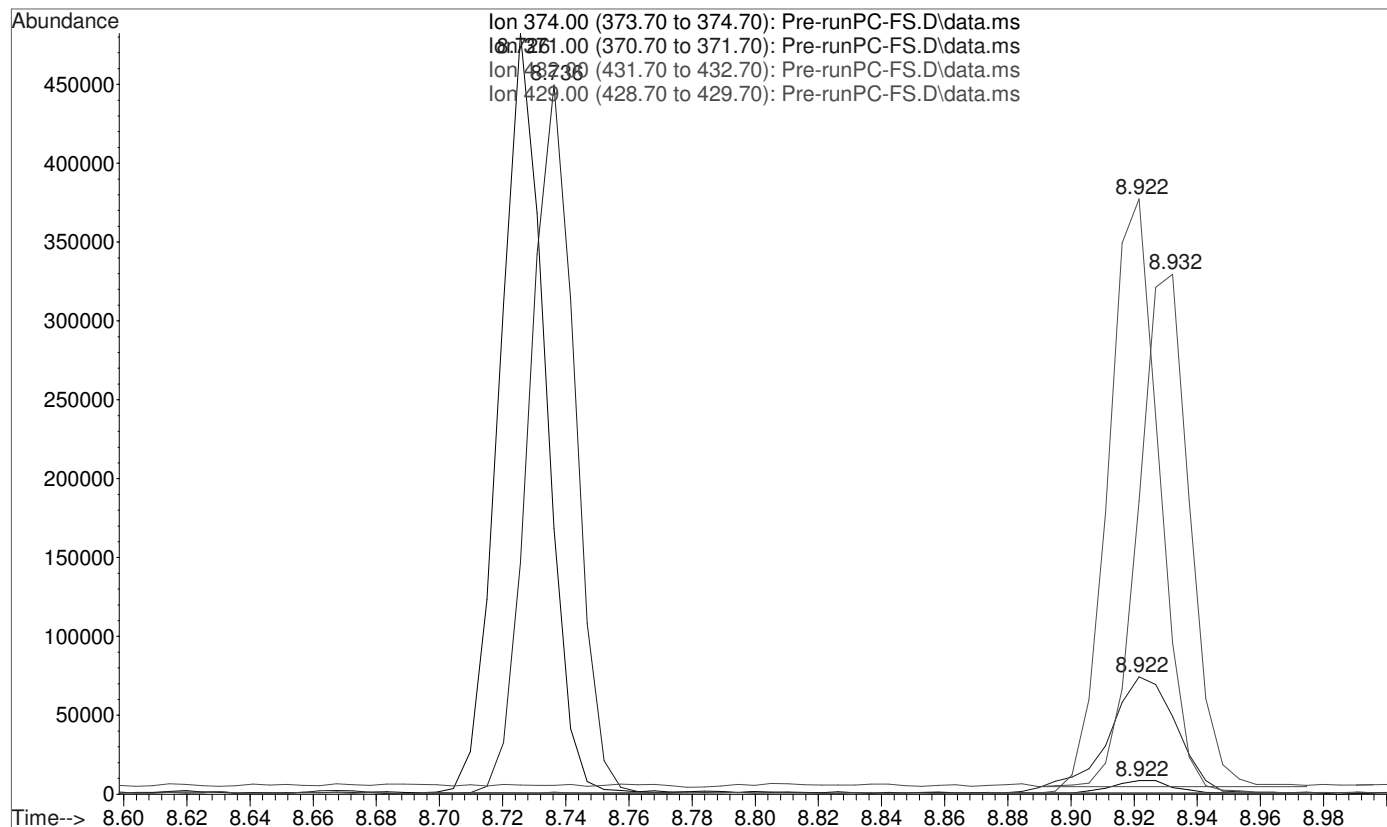
Bytes Needed: 34570500 Space on drive C: 4.28245e+011
Sequence Verification Done!



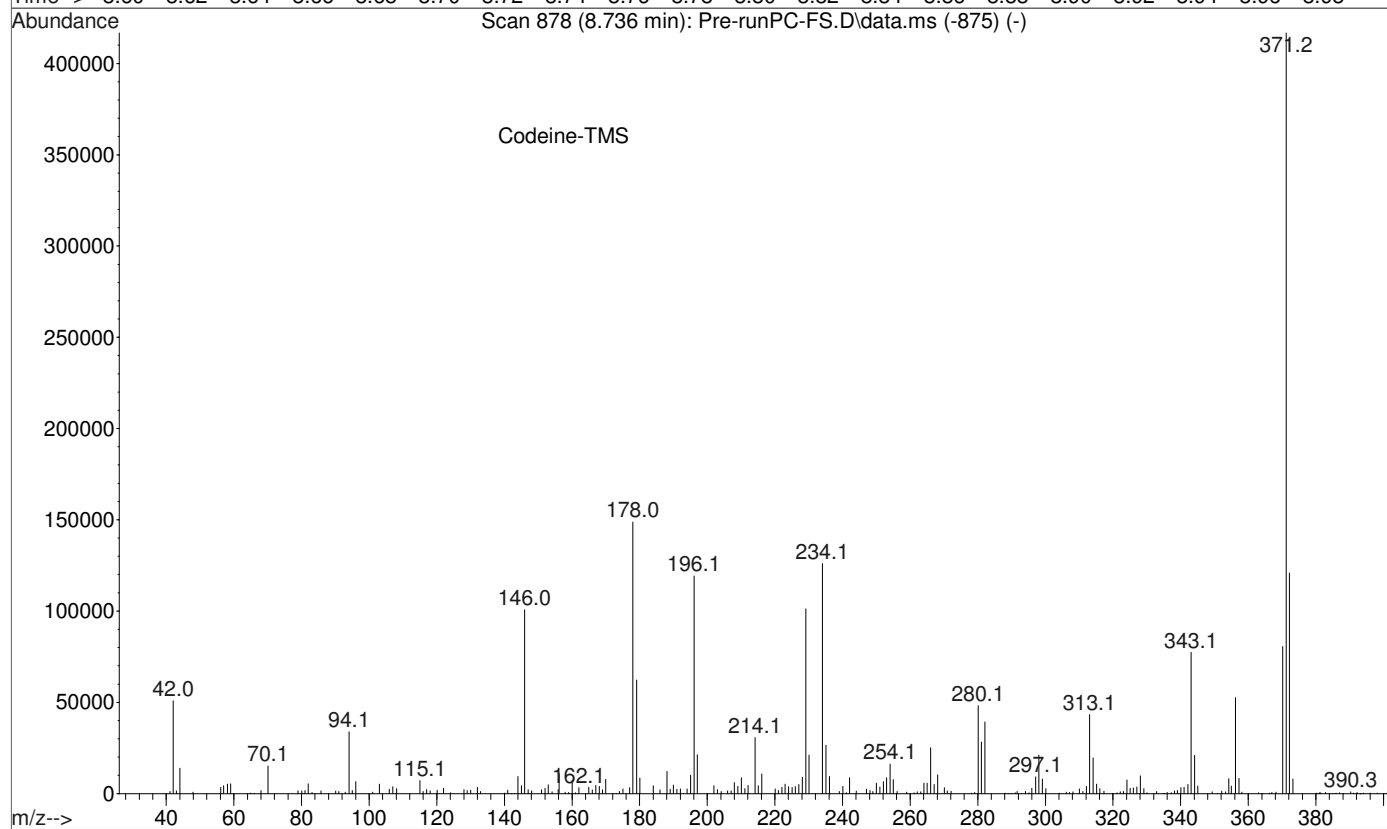
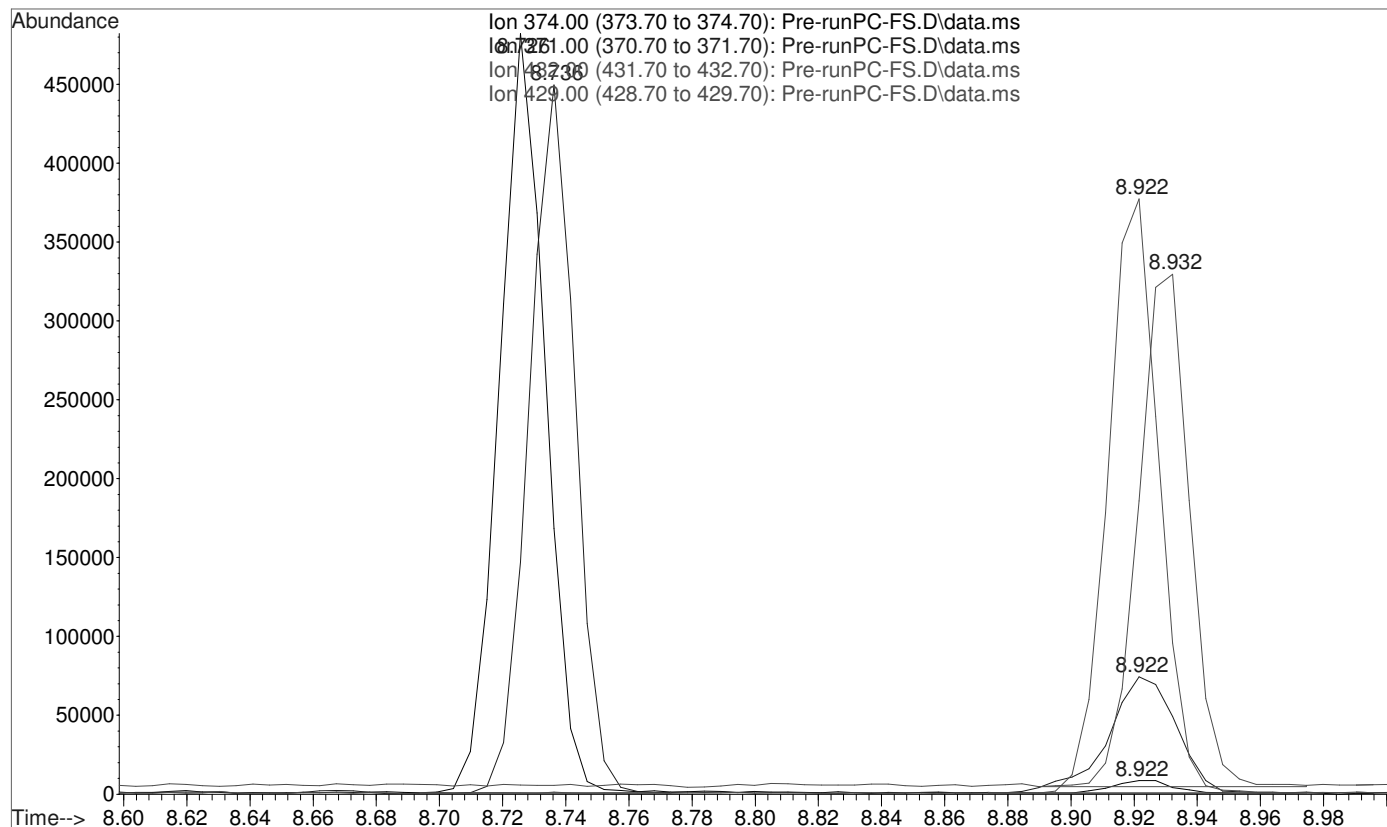
File :C:\gcms\1\data\Blood\100615OP\Pre-runSolventBlk.D
Operator : D Downey
Acquired : 6 Oct 2015 15:48 using AcqMethod AM-3-10-3-3.M
Instrument : Probie
Sample Name: Pre-run Solvent Blank
Misc Info : CHCl3
Vial Number: 100



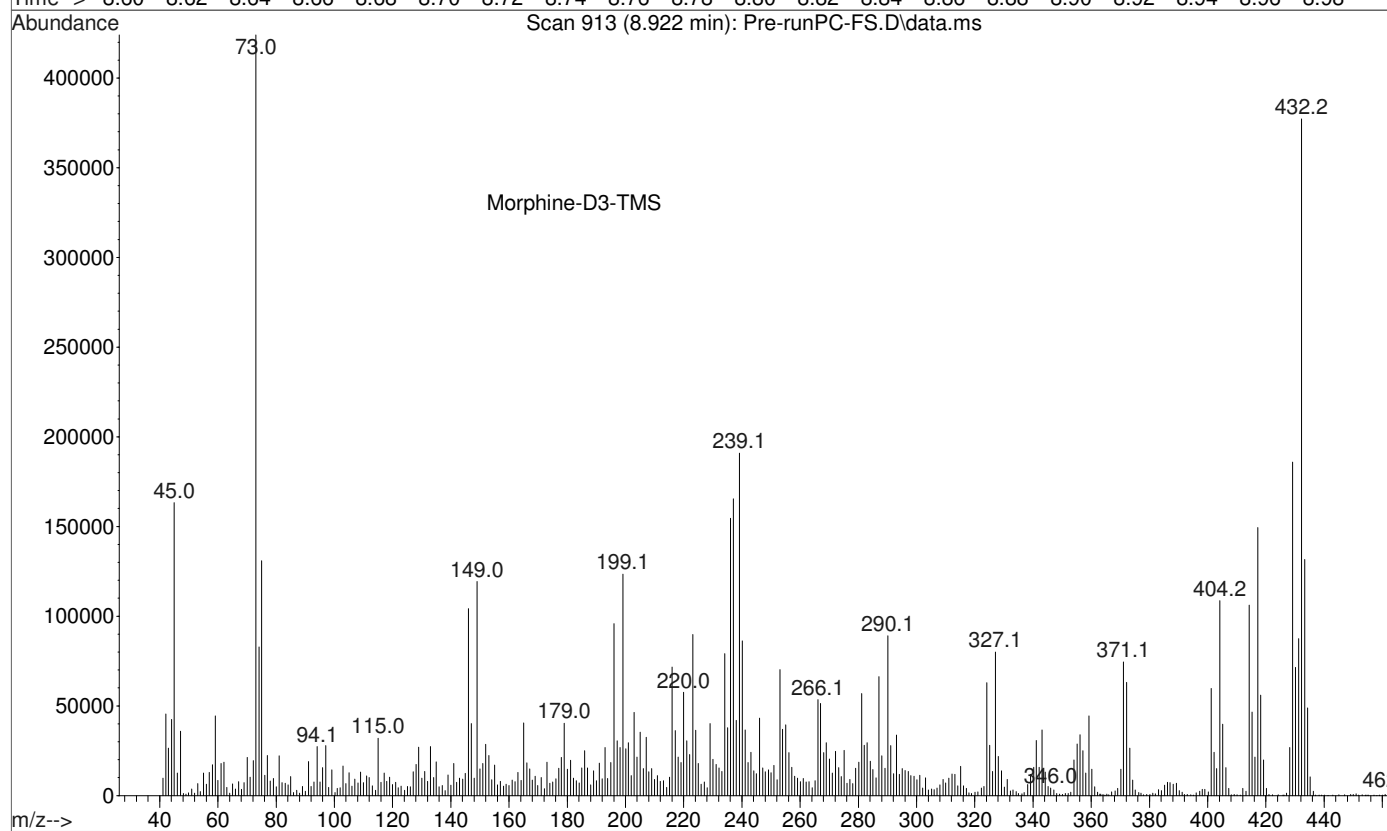
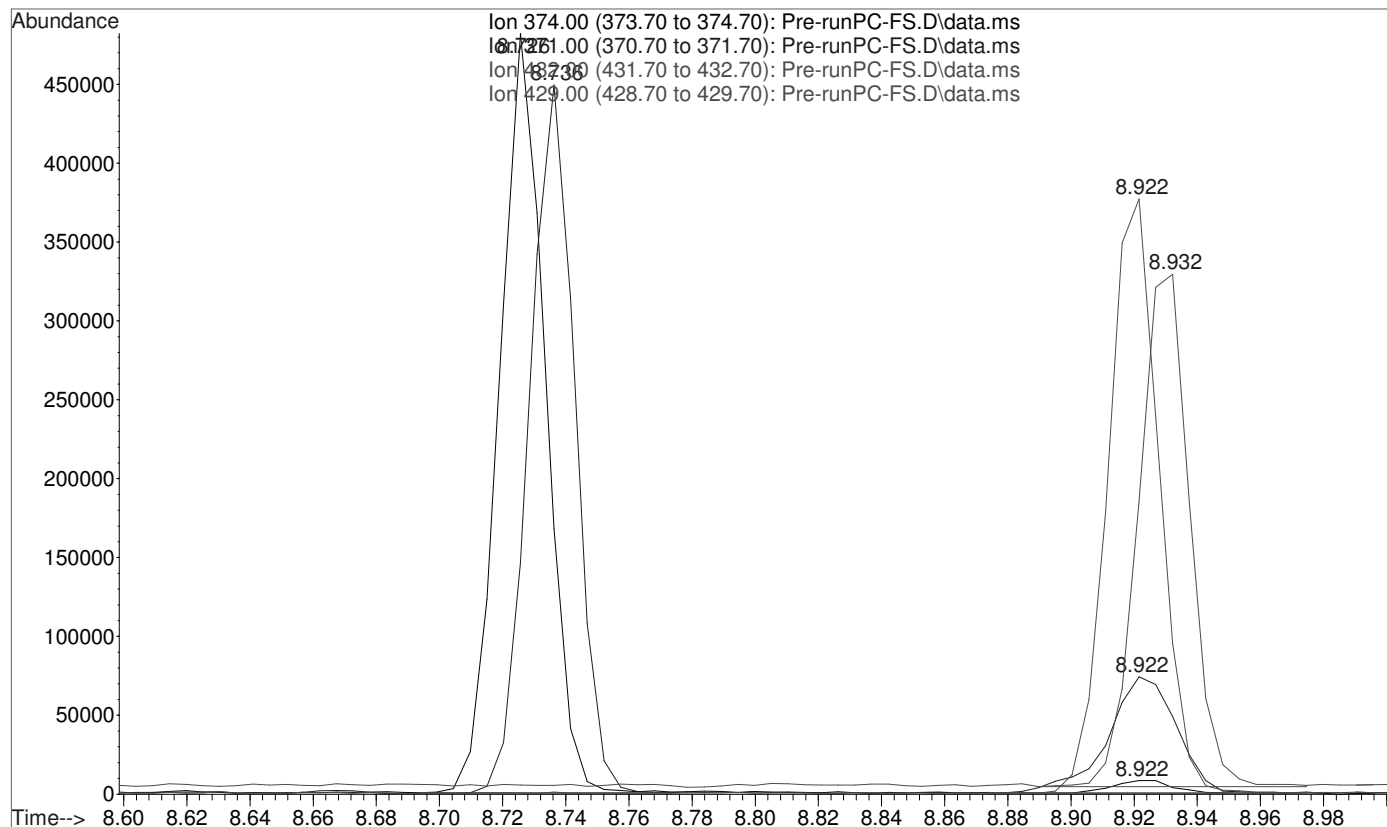

File :C:\gcms\1\data\Blood\100615OP\Pre-runPC-FS.D
Operator : D Downey
Acquired : 6 Oct 2015 16:06 using AcqMethod AM3-10-3-FS.M
Instrument : Probie
Sample Name: 750ng/mL Positive Control
Misc Info : Analytical Method 3.10.3
Vial Number: 9



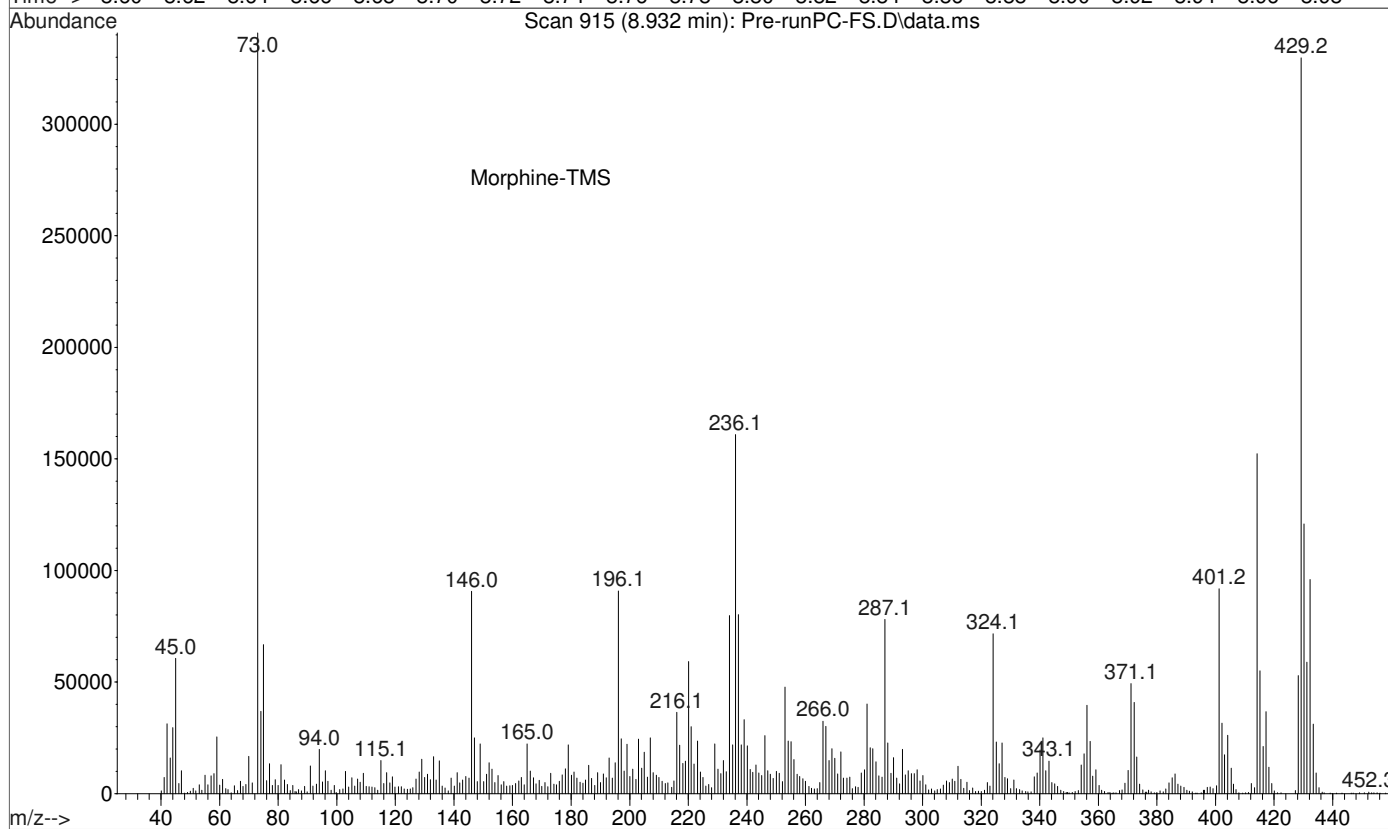
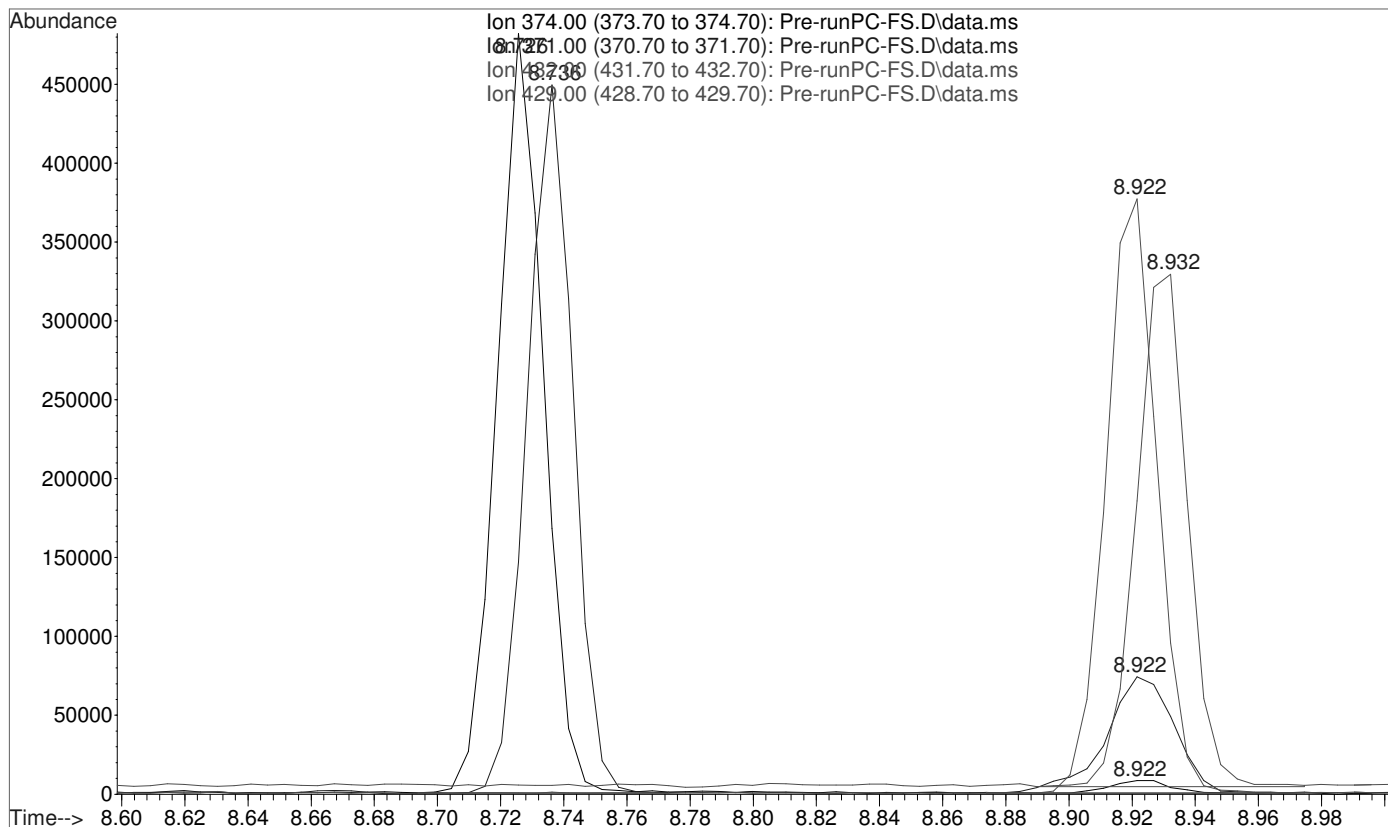
File : C:\gcms\1\data\Blood\100615OP\Pre-runPC-FS.D
Operator : D Downey
Acquired : 6 Oct 2015 16:06 using AcqMethod AM3-10-3-FS.M
Instrument : Probie
Sample Name: 750ng/mL Positive Control
Misc Info : Analytical Method 3.10.3
Vial Number: 9



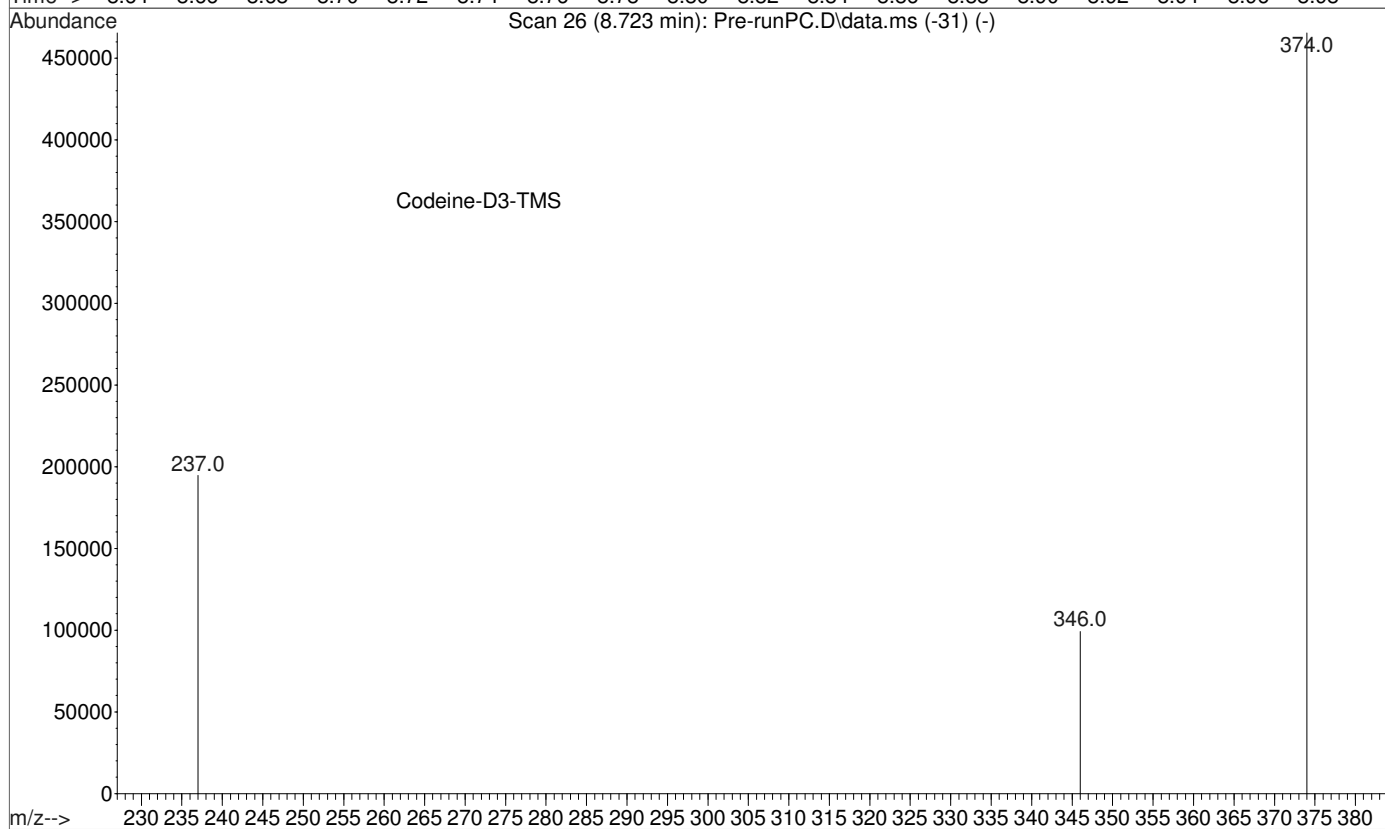
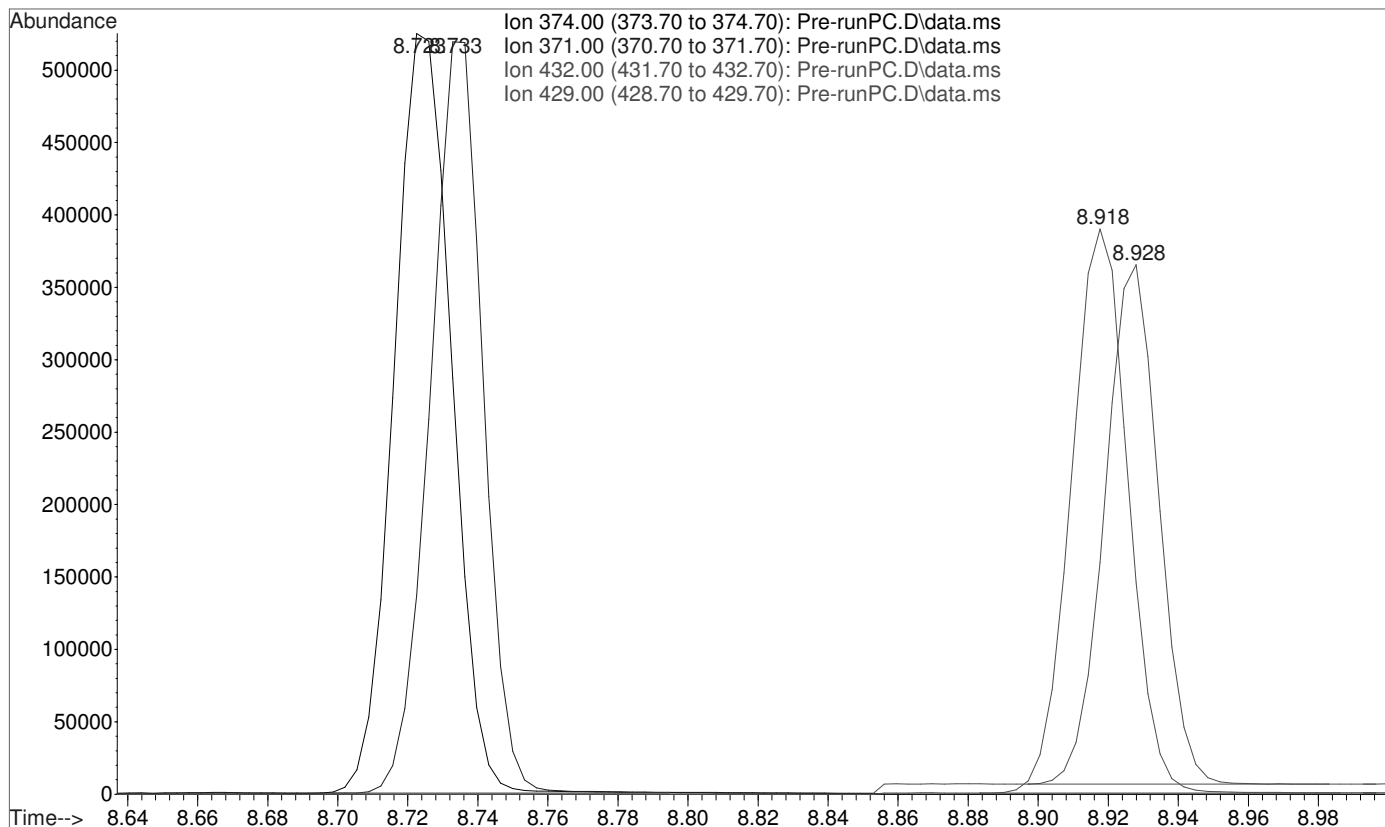
File :C:\gcms\1\data\Blood\100615OP\Pre-runPC-FS.D
Operator : D Downey
Acquired : 6 Oct 2015 16:06 using AcqMethod AM3-10-3-FS.M
Instrument : Probie
Sample Name: 750ng/mL Positive Control
Misc Info : Analytical Method 3.10.3
Vial Number: 9



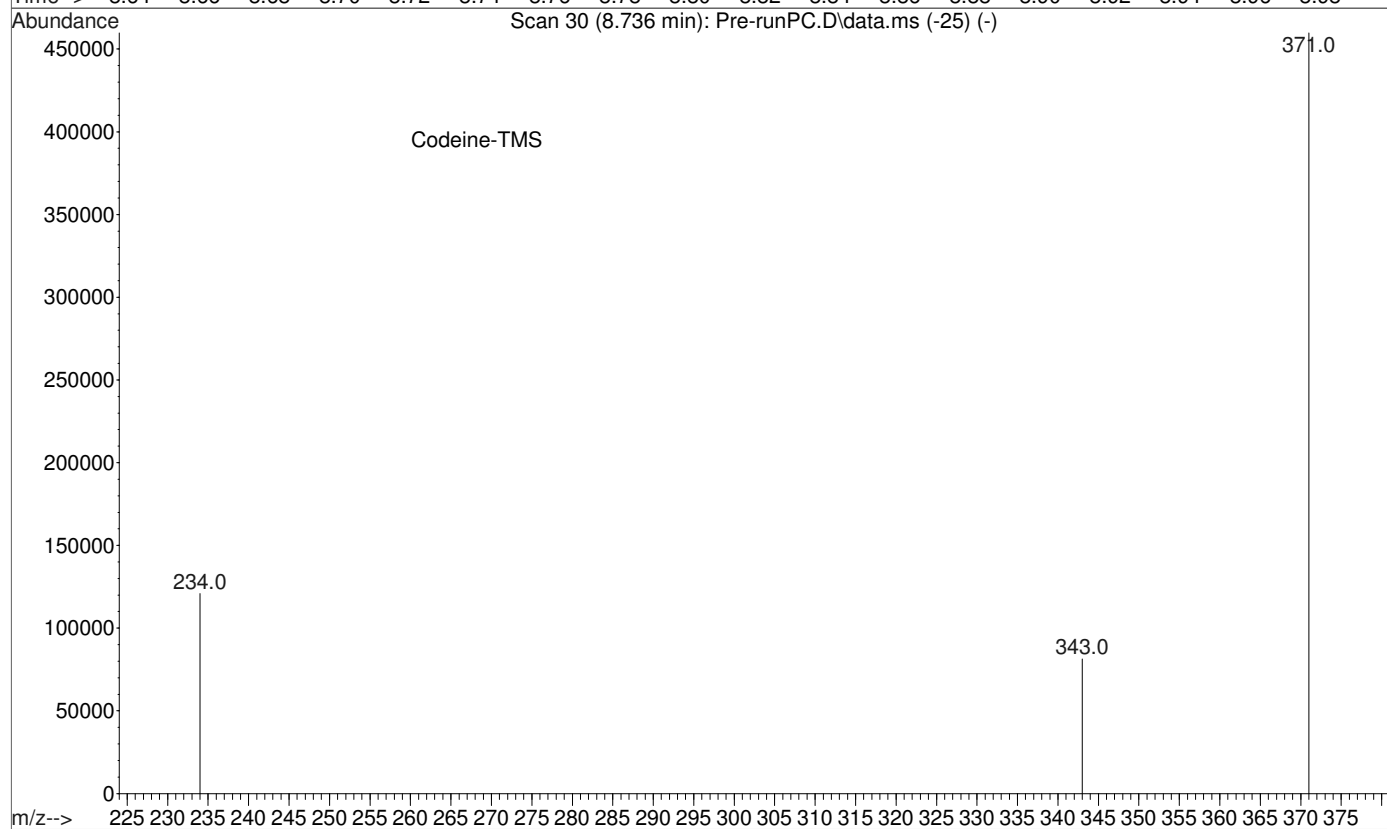
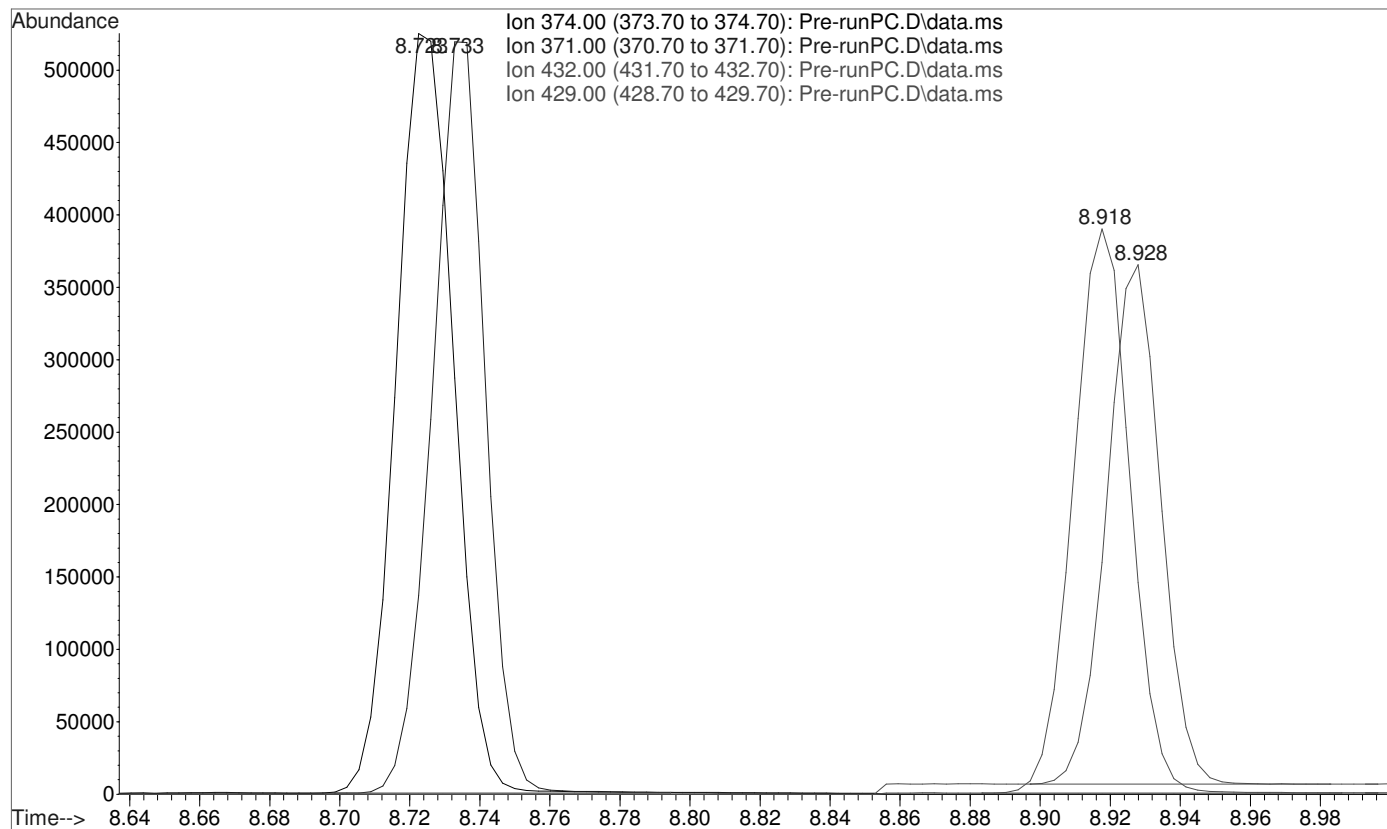
File :C:\gcms\1\data\Blood\100615OP\Pre-runPC-FS.D
Operator : D Downey
Acquired : 6 Oct 2015 16:06 using AcqMethod AM3-10-3-FS.M
Instrument : Probie
Sample Name: 750ng/mL Positive Control
Misc Info : Analytical Method 3.10.3
Vial Number: 9



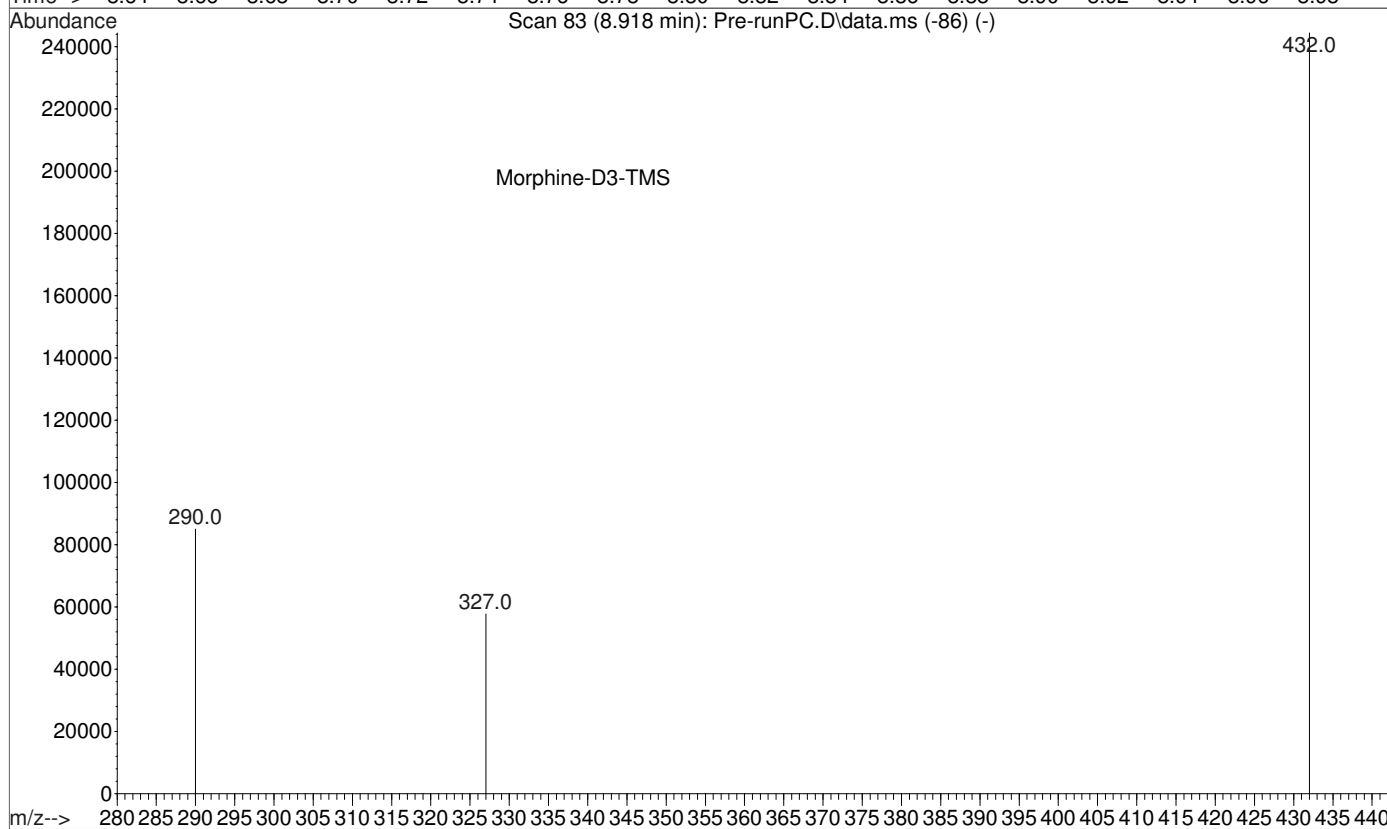
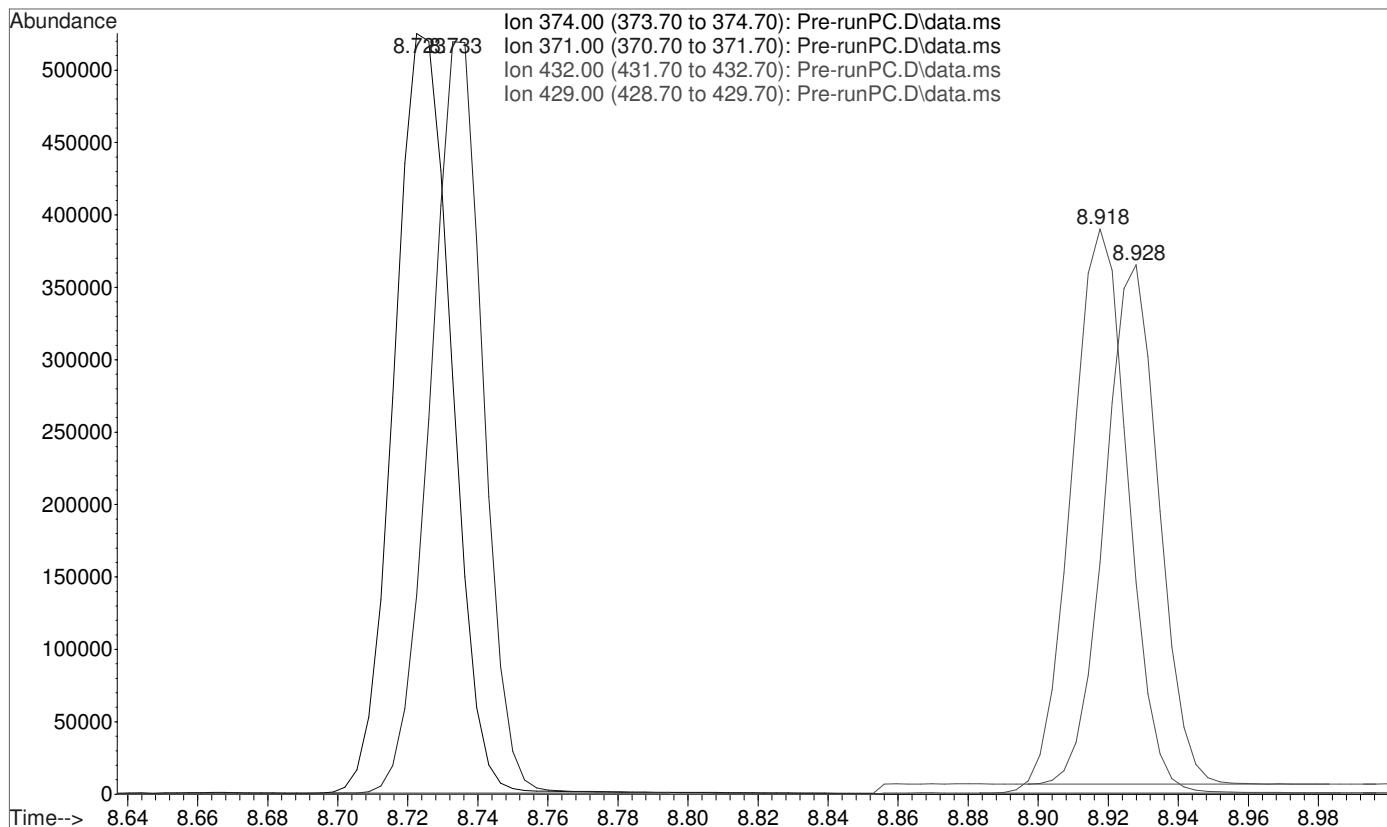
File :C:\gcms\1\data\Blood\100615OP\Pre-runPC.D
Operator : D Downey
Acquired : 6 Oct 2015 16:25 using AcqMethod AM-3-10-3-3.M
Instrument : Probie
Sample Name: 750ng/mL Positive Control
Misc Info : Analytical Method 3.10.3
Vial Number: 9



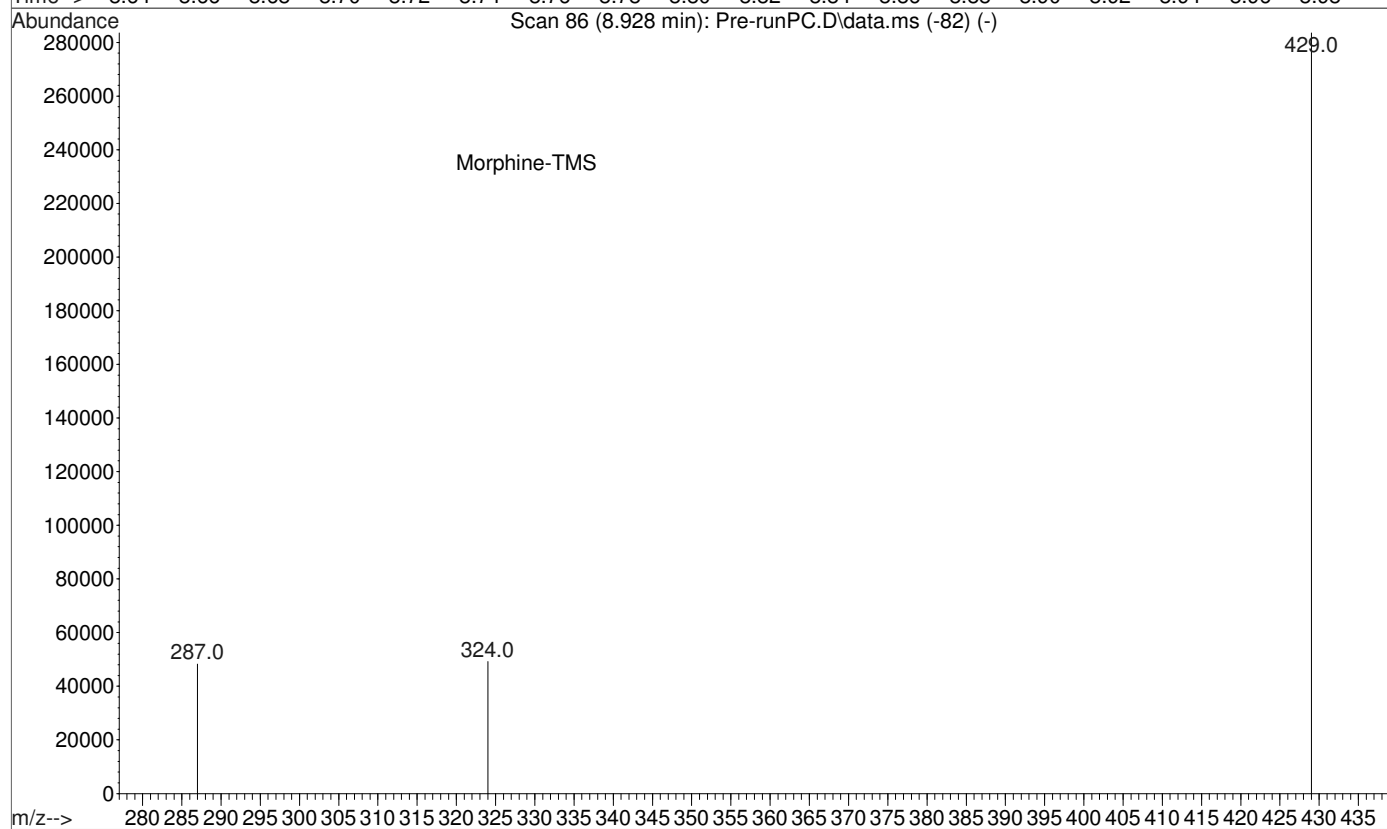
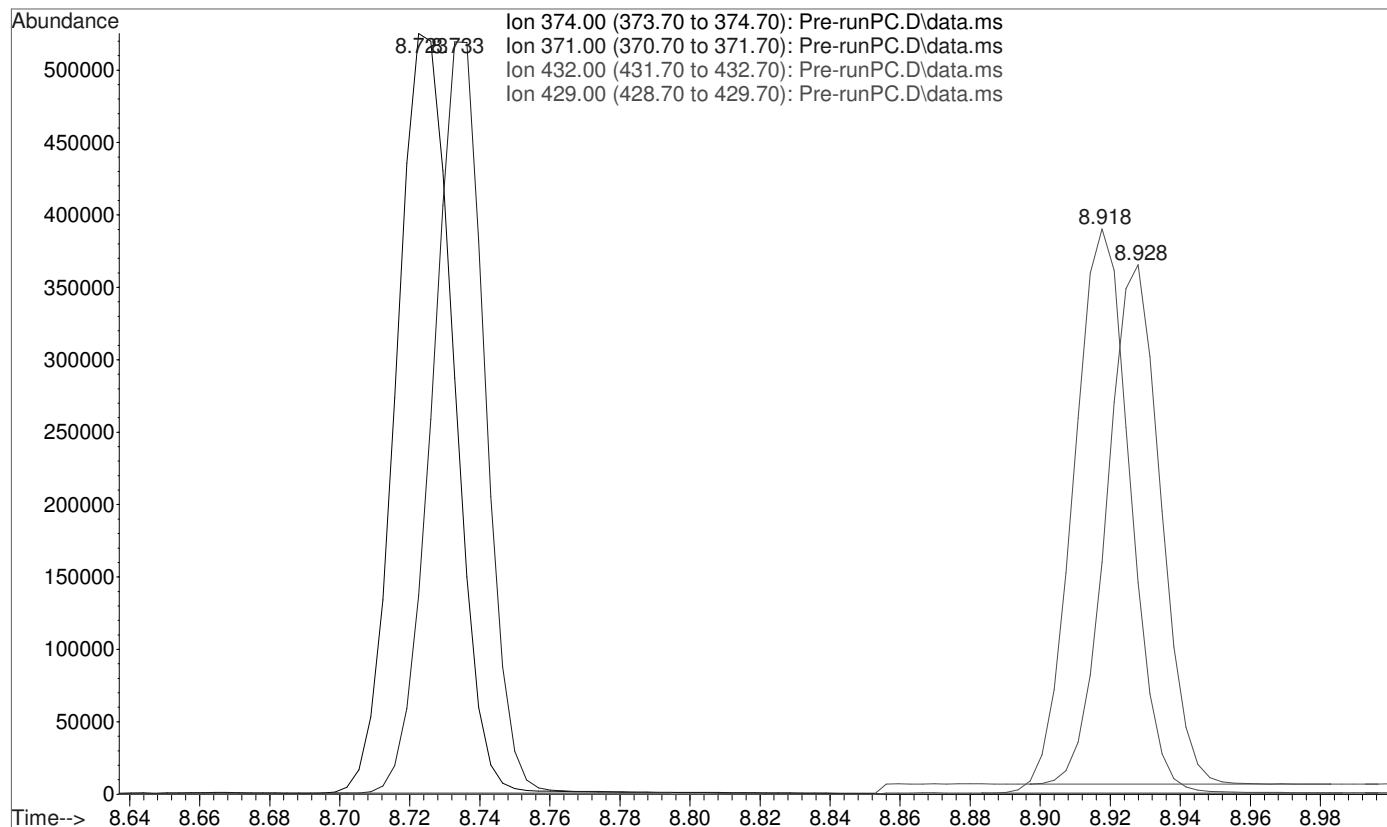
File :C:\gcms\1\data\Blood\100615OP\Pre-runPC.D
Operator : D Downey
Acquired : 6 Oct 2015 16:25 using AcqMethod AM-3-10-3-3.M
Instrument : Probie
Sample Name: 750ng/mL Positive Control
Misc Info : Analytical Method 3.10.3
Vial Number: 9




File :C:\gcms\1\data\Blood\100615OP\Pre-runPC.D
Operator : D Downey
Acquired : 6 Oct 2015 16:25 using AcqMethod AM-3-10-3-3.M
Instrument : Probie
Sample Name: 750ng/mL Positive Control
Misc Info : Analytical Method 3.10.3
Vial Number: 9

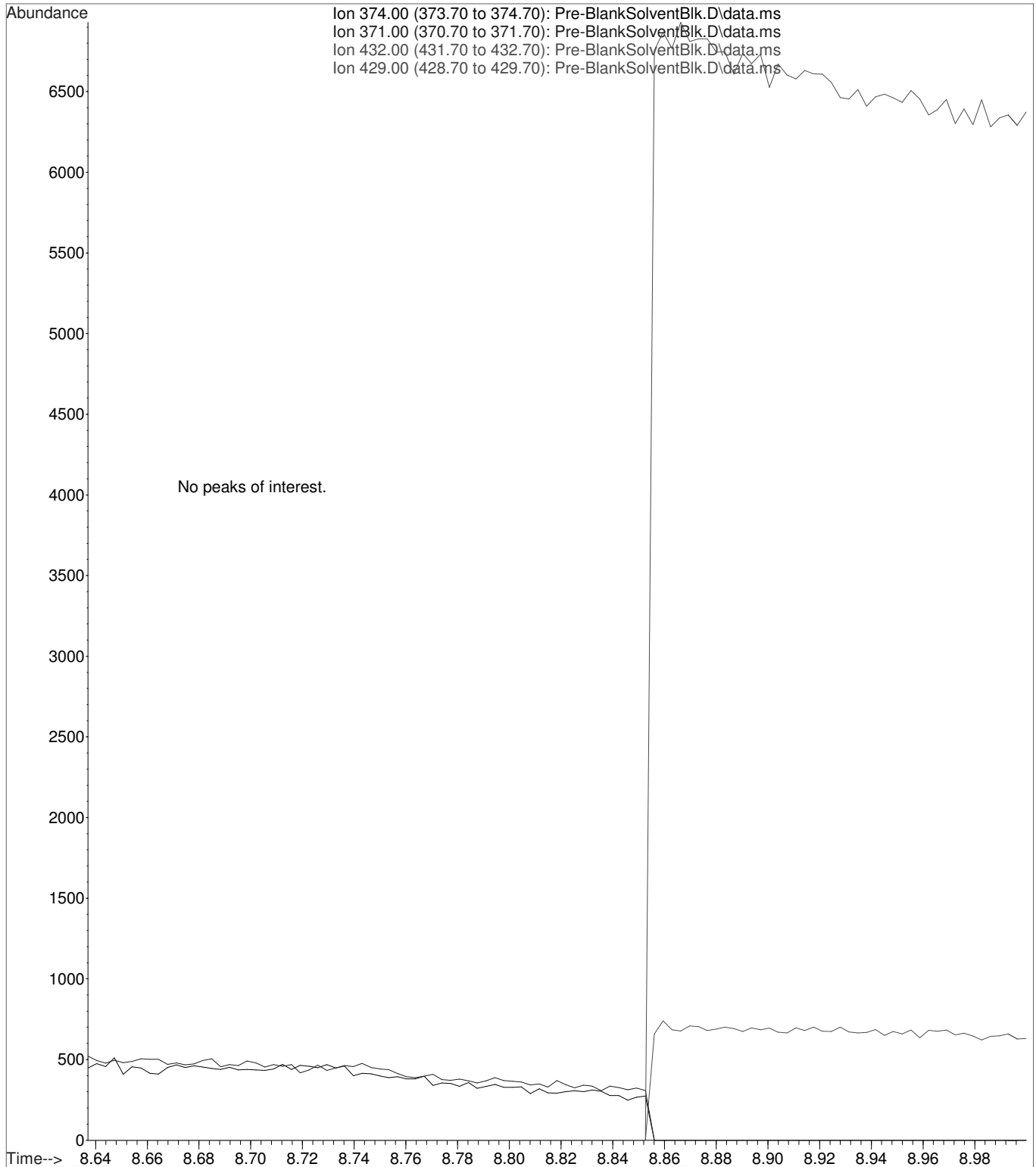


File :C:\gcms\1\data\Blood\100615OP\Pre-runPC.D
Operator : D Downey
Acquired : 6 Oct 2015 16:25 using AcqMethod AM-3-10-3-3.M
Instrument : Probie
Sample Name: 750ng/mL Positive Control
Misc Info : Analytical Method 3.10.3
Vial Number: 9






File :C:\gcms\1\data\Blood\100615OP\Pre-BlankSolventBlk.D
Operator : D Downey
Acquired : 6 Oct 2015 16:45 using AcqMethod AM-3-10-3-3.M
Instrument : Probie
Sample Name: Pre-run Solvent Blank
Misc Info : CHCl3
Vial Number: 99



Calibration data of Codeine-D3-TMS

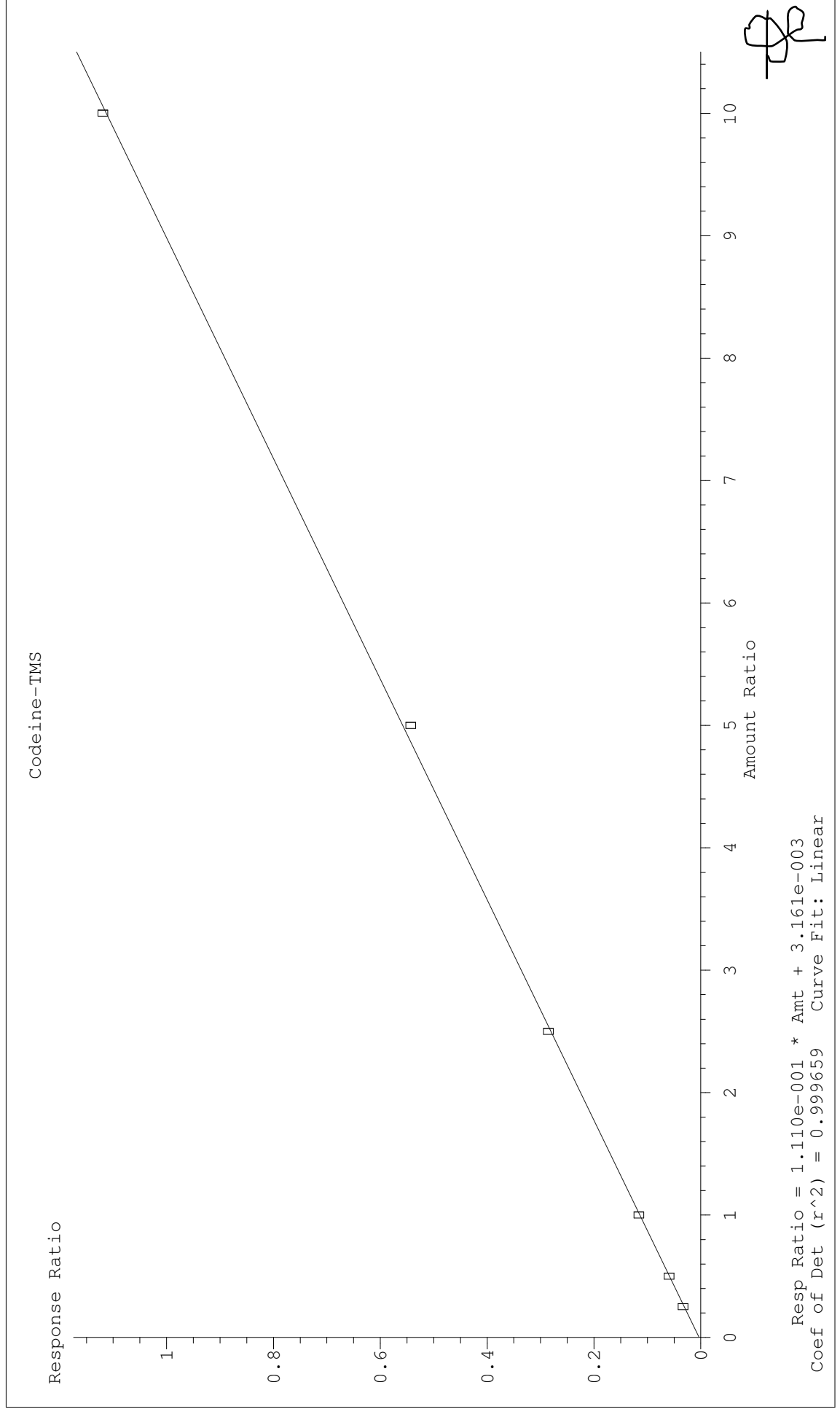
LvLID	Amount (ratio)	Response (ratio)	Data File
3	100.0000	2862200.000000	C:\gcms\1\data\Blood\1006150P\CalLevel-3-100.D
1	100.0000	3859747.000000	C:\gcms\1\data\Blood\1006150P\CalLevel-1-25.D
2	100.0000	6674794.000000	C:\gcms\1\data\Blood\1006150P\CalLevel-2-50.D
4	100.0000	2573811.000000	C:\gcms\1\data\Blood\1006150P\CalLevel-4-250.D
5	100.0000	2970340.000000	C:\gcms\1\data\Blood\1006150P\CalLevel-5-500.D
6	100.0000	2974200.000000	C:\gcms\1\data\Blood\1006150P\CalLevel-6-1000.D

Internal Standard



Calibration data of Codeine-TMS

LvLID	Amount (ratio)	Response (ratio)	bias (%)	Data File
3	1.0000	0.115991	1.64	C:\gcms\1\data\Blood\1006150P\CalLevel-3-100.D
1	0.2500	0.032937	6.59	C:\gcms\1\data\Blood\1006150P\CalLevel-1-25.D
2	0.5000	0.059278	1.09	C:\gcms\1\data\Blood\1006150P\CalLevel-2-50.D
4	2.5000	0.284994	1.58	C:\gcms\1\data\Blood\1006150P\CalLevel-4-250.D
5	5.0000	0.542781	-2.72	C:\gcms\1\data\Blood\1006150P\CalLevel-5-500.D
6	10.0000	1.118993	0.56	C:\gcms\1\data\Blood\1006150P\CalLevel-6-1000.D



Calibration data of Morphine-D3-TMS


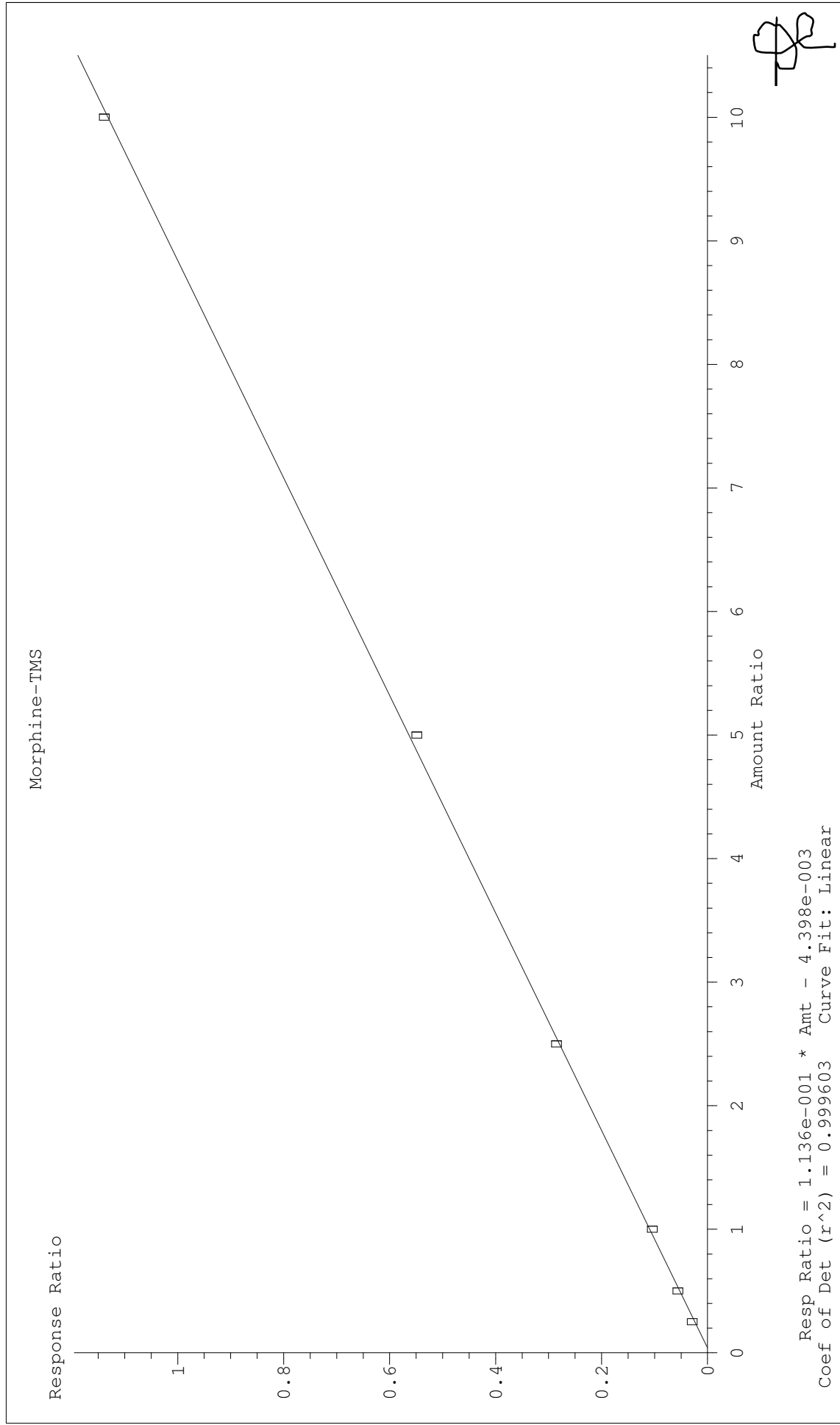
LvLID	Amount (ratio)	Response (ratio)	Data File
3	100.0000	2293111.000000	C:\gcms\1\data\Blood\1006150P\CalLevel-3-100.D
1	100.0000	3325755.000000	C:\gcms\1\data\Blood\1006150P\CalLevel-1-25.D
2	100.0000	5762206.000000	C:\gcms\1\data\Blood\1006150P\CalLevel-2-50.D
4	100.0000	2152996.000000	C:\gcms\1\data\Blood\1006150P\CalLevel-4-250.D
5	100.0000	2397768.000000	C:\gcms\1\data\Blood\1006150P\CalLevel-5-500.D
6	100.0000	2553536.000000	C:\gcms\1\data\Blood\1006150P\CalLevel-6-1000.D

Internal Standard



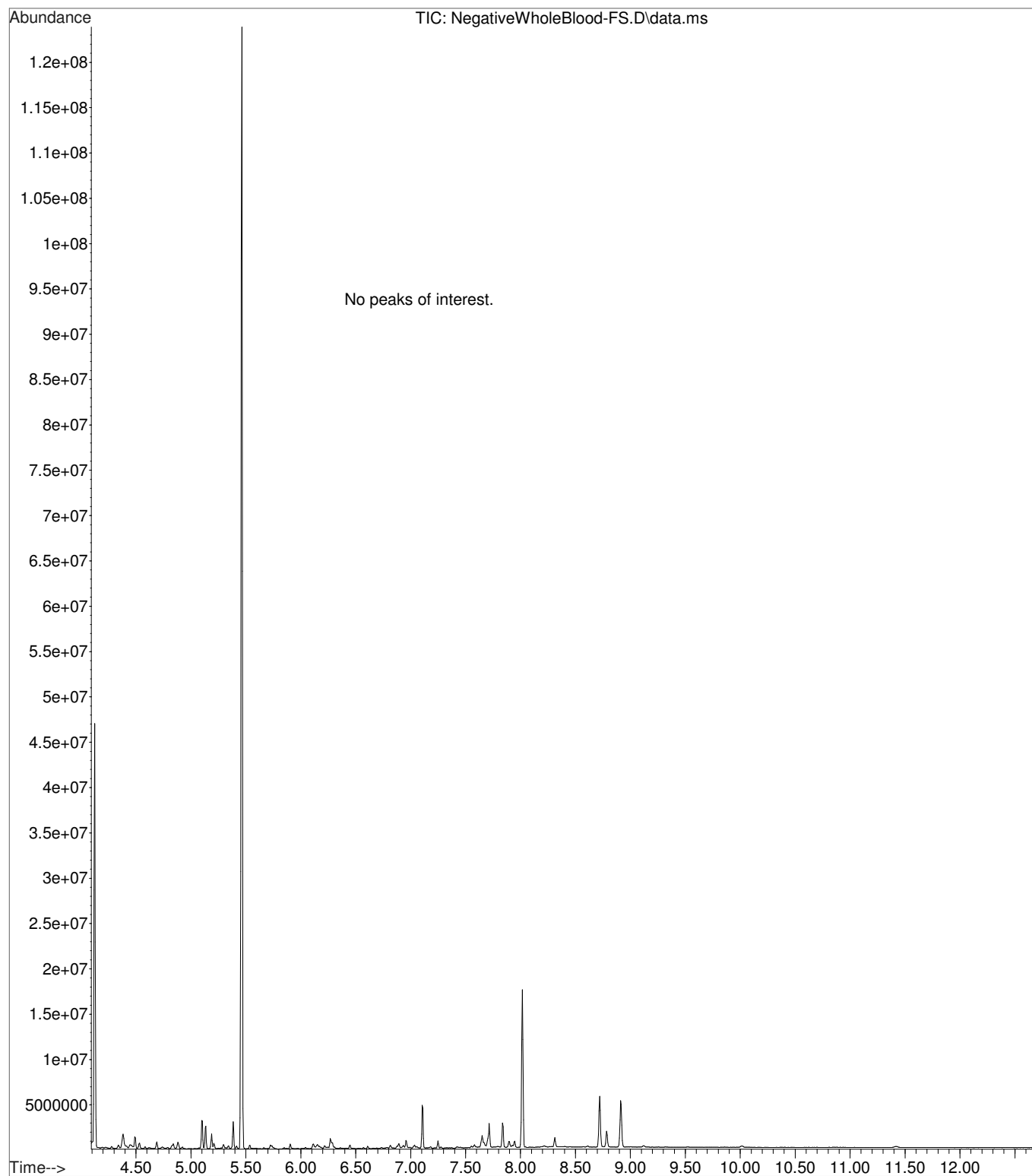
Calibration data of Morphine-TMS

LvLID	Amount (ratio)	Response (ratio)	bias (%)	Data File
3	1.0000	0.104270	-4.52	C:\gcms\1\data\Blood\1006150P\CalLevel-3-100.D
1	0.2500	0.028858	20.22	C:\gcms\1\data\Blood\1006150P\CalLevel-1-25.D
2	0.5000	0.055904	6.68	C:\gcms\1\data\Blood\1006150P\CalLevel-2-50.D
4	2.5000	0.284950	1.91	C:\gcms\1\data\Blood\1006150P\CalLevel-4-250.D
5	5.0000	0.548393	-2.70	C:\gcms\1\data\Blood\1006150P\CalLevel-5-500.D
6	10.0000	1.138127	0.57	C:\gcms\1\data\Blood\1006150P\CalLevel-6-1000.D

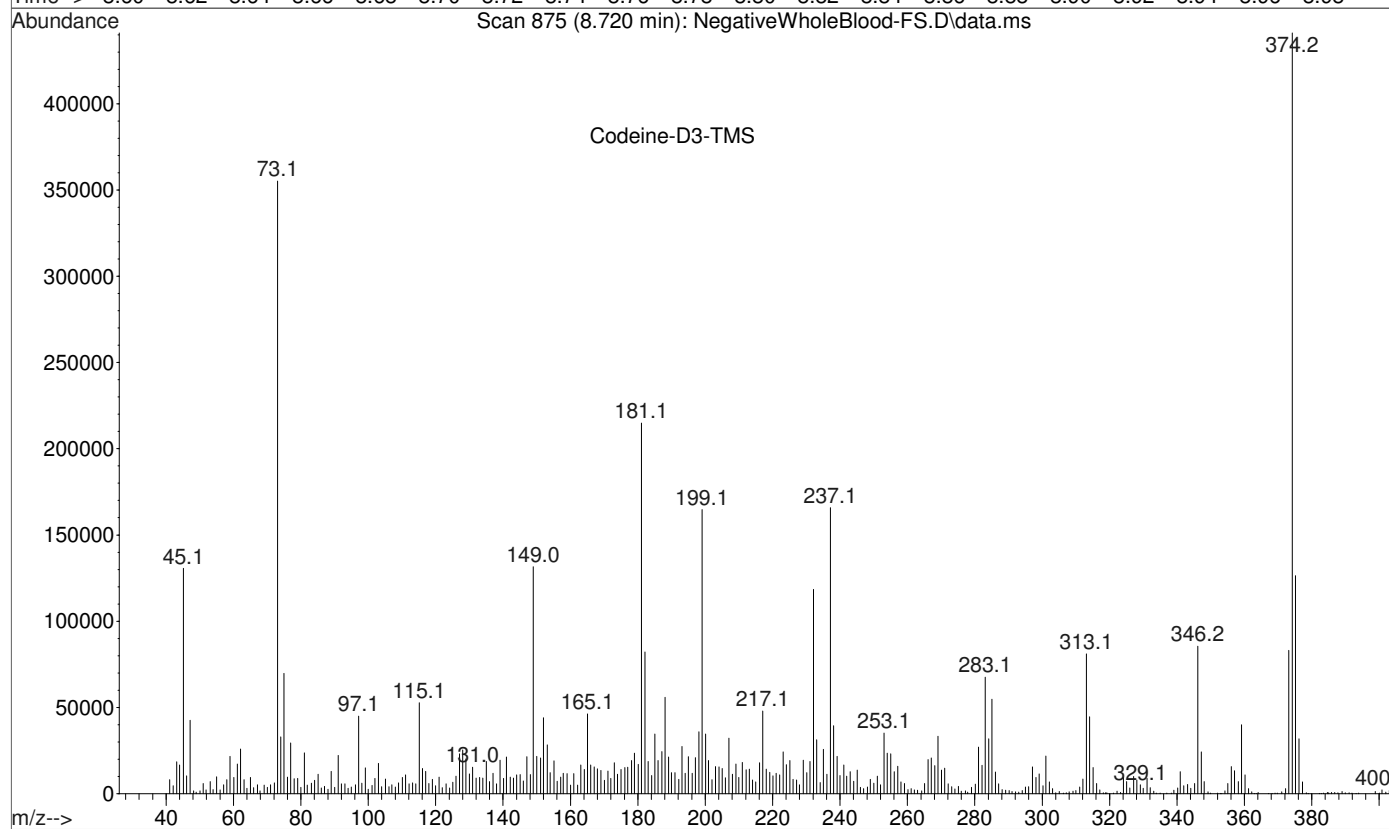
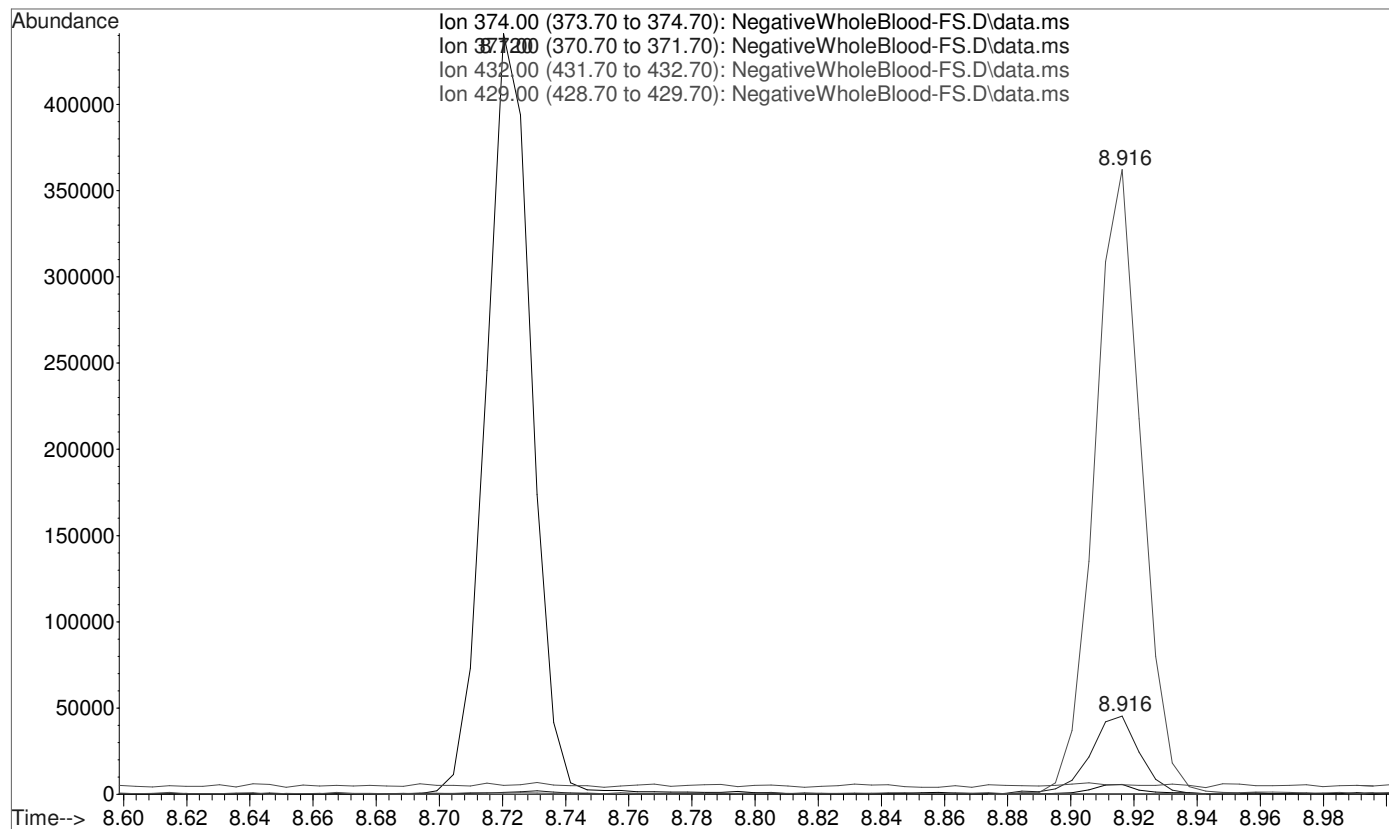




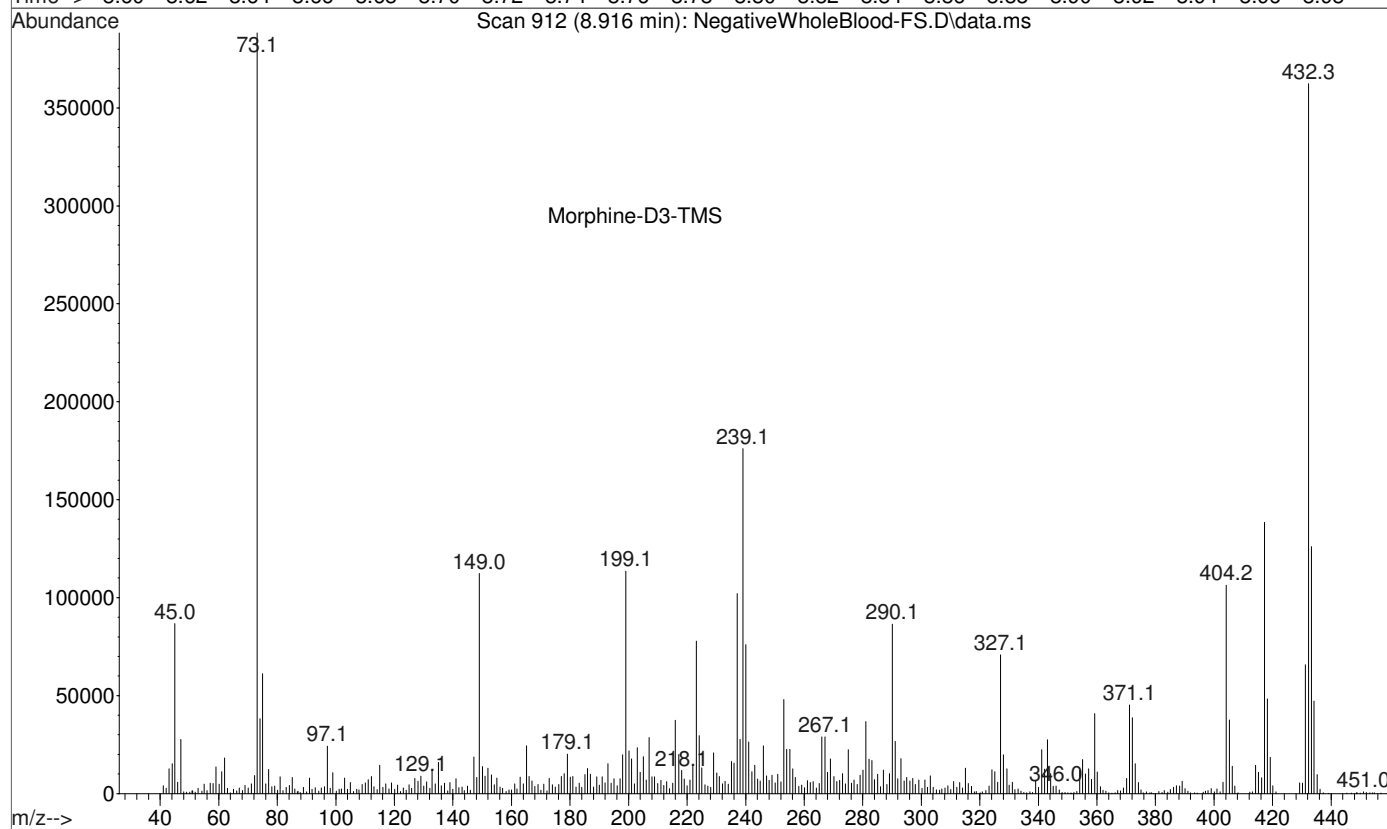
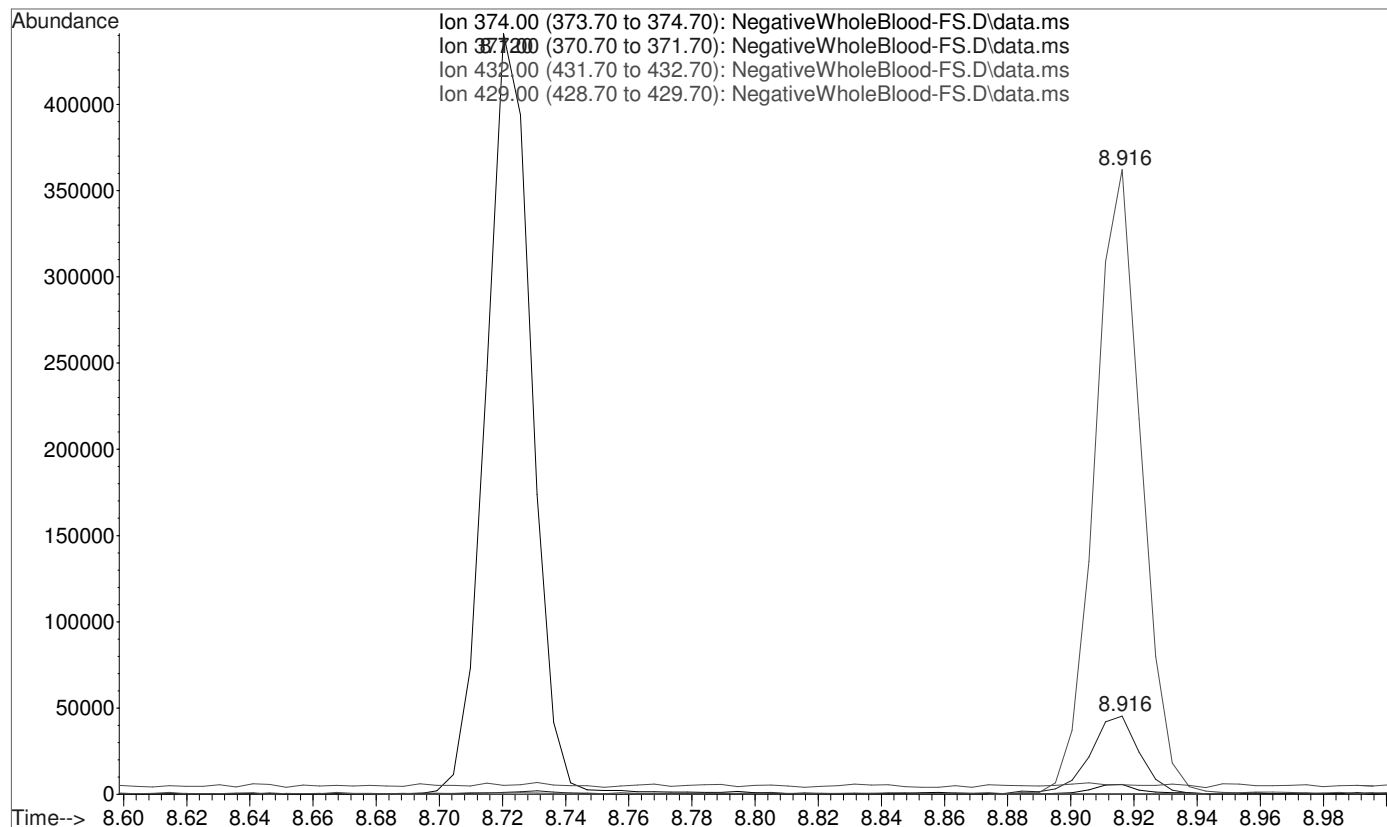
File :C:\gcms\1\data\Blood\100615OP\NegativeWholeBlood-FS.D
Operator : D Downey
Acquired : 6 Oct 2015 17:22 using AcqMethod AM3-10-3-FS.M
Instrument : Probie
Sample Name: Negative Whole Blood Utak Lot B0689
Misc Info : Analytical Method 3.10.3
Vial Number: 1



File :C:\gcms\1\data\Blood\100615OP\NegativeWholeBlood-FS.D
Operator : D Downey
Acquired : 6 Oct 2015 17:22 using AcqMethod AM3-10-3-FS.M
Instrument : Probie
Sample Name: Negative Whole Blood Utak Lot B0689
Misc Info : Analytical Method 3.10.3
Vial Number: 1



File :C:\gcms\1\data\Blood\100615OP\NegativeWholeBlood-FS.D
Operator : D Downey
Acquired : 6 Oct 2015 17:22 using AcqMethod AM3-10-3-FS.M
Instrument : Probie
Sample Name: Negative Whole Blood Utak Lot B0689
Misc Info : Analytical Method 3.10.3
Vial Number: 1





Data Path : C:\gcms\1\data\Blood\100615OP\
Data File : NegativeWholeBlood.D
Acq On : 6 Oct 2015 17:04
Operator : D Downey
Sample : Negative Whole Blood Utak Lot B0689
Misc : Analytical Method 3.10.3
ALS Vial : 1 Sample Multiplier: 1

Quant Time: Nov 03 11:58:34 2015
Quant Method : C:\gcms\1\methods\AM-3-10-3-D3LVL1-6.M
Quant Title : Analytical Method 3.10.3 - Morphine & Codeine
QLast Update : Tue Nov 03 11:49:41 2015
Response via : Initial Calibration

Compound	R.T.	QIon	Response	Conc	Units	Dev(Min)

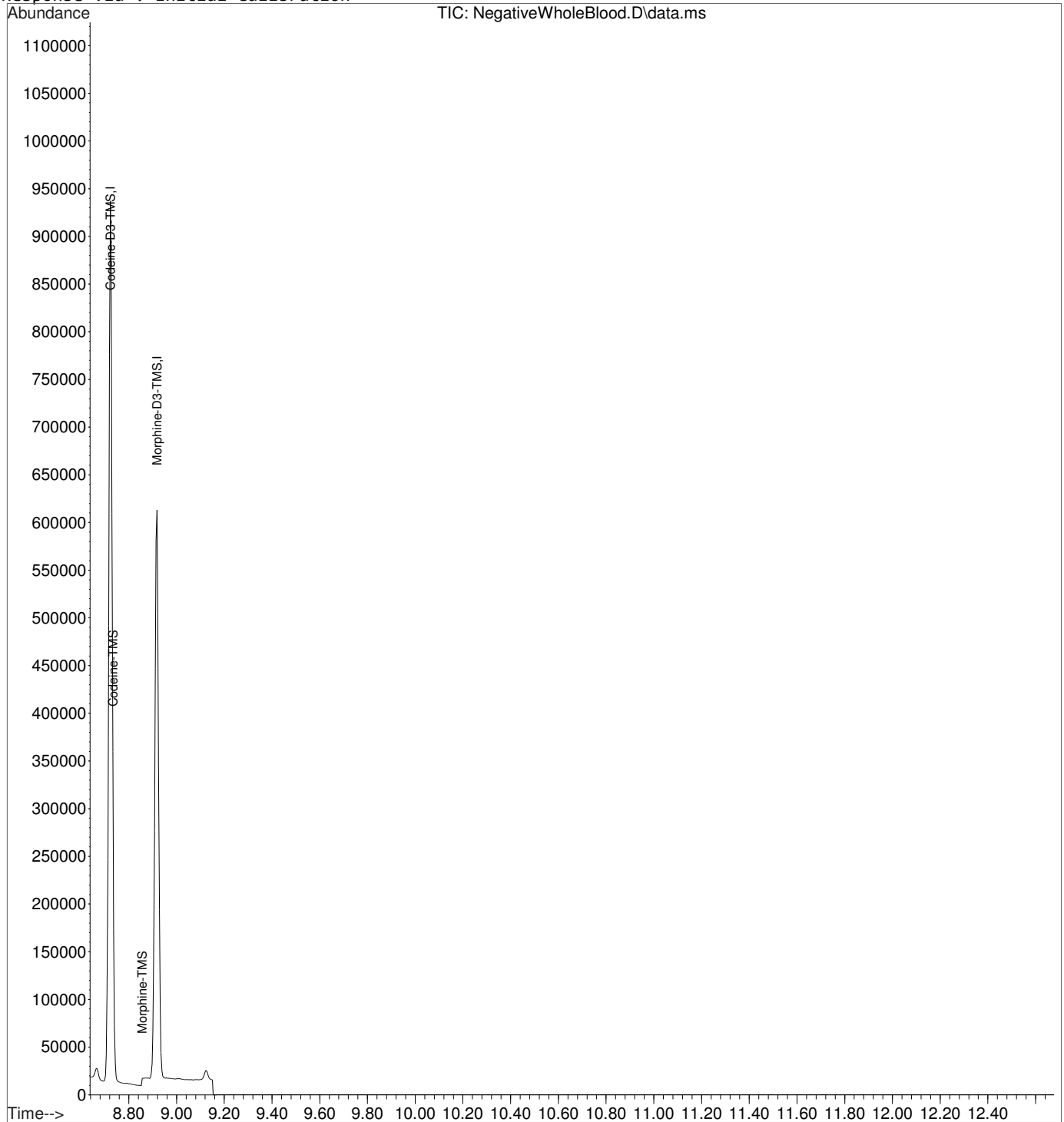
Internal Standards						
1) Codeine-D3-TMS	8.723	374	586190	100.00	ng/mL	0.00
3) Morphine-D3-TMS	8.918	432	414495	100.00	ng/mL	0.00
Target Compounds						
					Qvalue	
2) Codeine-TMS	8.733	371	2381	0.81	ng/mL#	1
4) Morphine-TMS	8.856	429	5864	16.32	ng/mL#	1

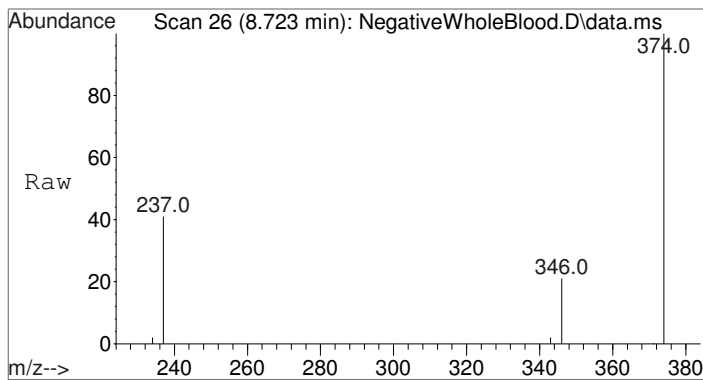
(#) = qualifier out of range (m) = manual integration (+) = signals summed



Data Path : C:\gcms\1\data\Blood\1006150P\
Data File : NegativeWholeBlood.D
Acq On : 6 Oct 2015 17:04
Operator : D Downey
Sample : Negative Whole Blood Utak Lot B0689
Misc : Analytical Method 3.10.3
ALS Vial : 1 Sample Multiplier: 1

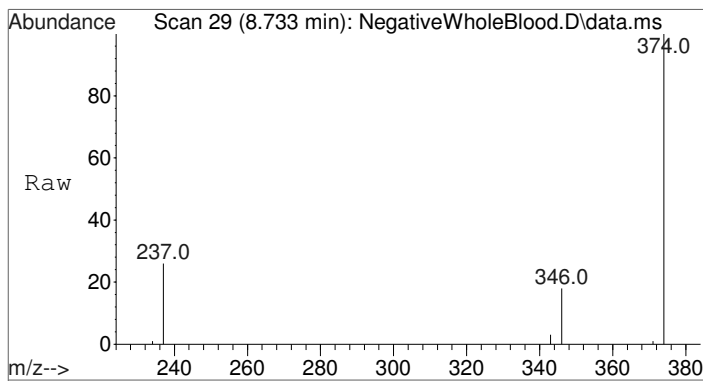
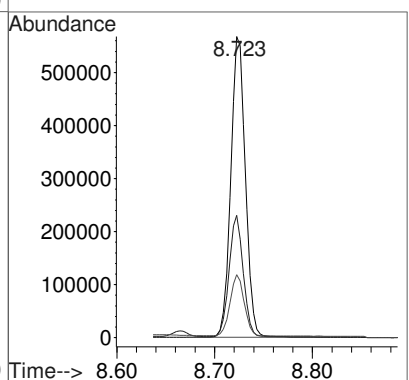
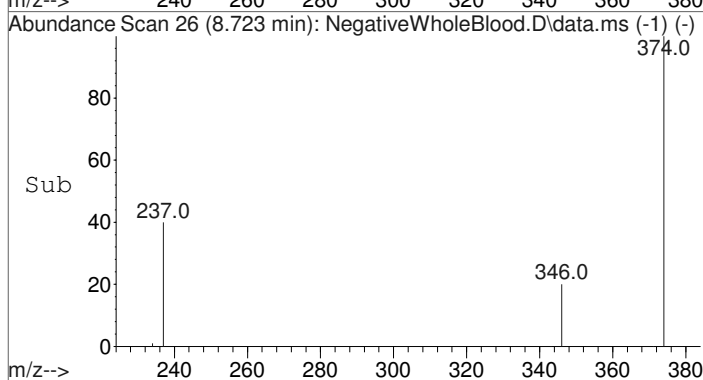
Quant Time: Nov 03 11:58:34 2015
Quant Method : C:\gcms\1\methods\AM-3-10-3-D3LVL1-6.M
Quant Title : Analytical Method 3.10.3 - Morphine & Codeine
QLast Update : Tue Nov 03 11:49:41 2015
Response via : Initial Calibration





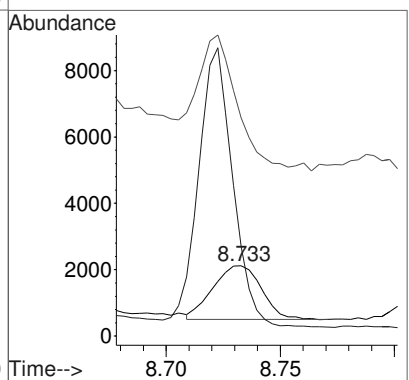
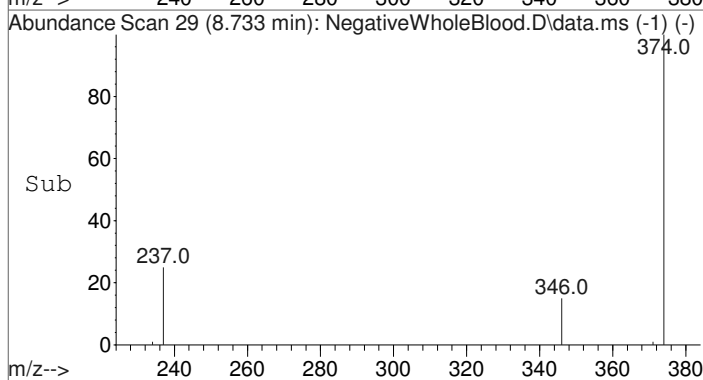
#1
Codeine-D3-TMS
Concen: 100.00 ng/mL
RT: 8.723 min Scan# 26
Delta R.T. -0.006 min
Lab File: NegativeWholeBlood.D
Acq: 6 Oct 2015 17:04

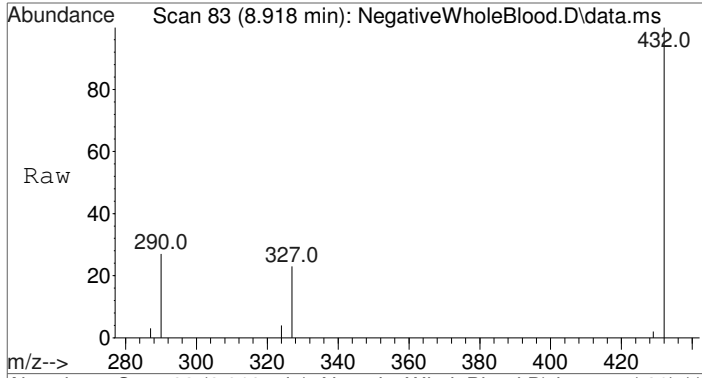

Tgt Ion	Resp	Lower	Upper
374	100		
237	39.2	34.9	52.3
346	20.0	17.0	25.4



#2
Codeine-TMS
Concen: 0.81 ng/mL
RT: 8.733 min Scan# 29
Delta R.T. -0.002 min
Lab File: NegativeWholeBlood.D
Acq: 6 Oct 2015 17:04

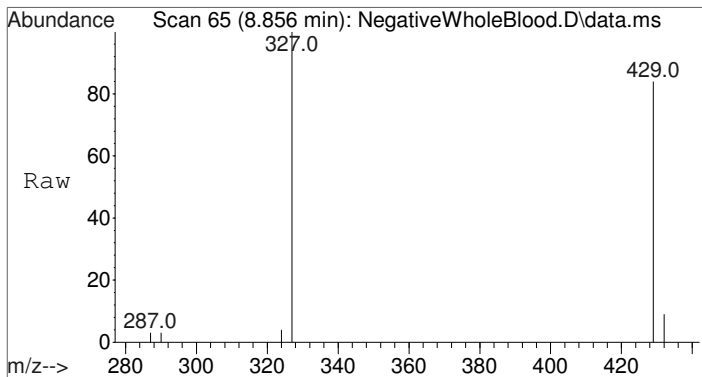
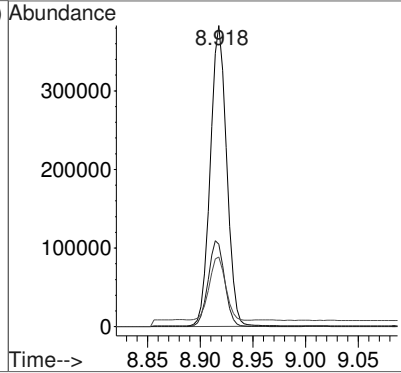
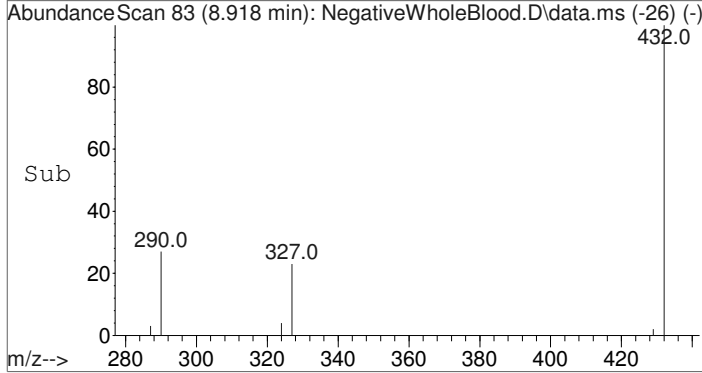
Tgt Ion	Resp	Lower	Upper
371	100		
234	373.9	40.8	61.2#
343	184.5	19.8	29.8#





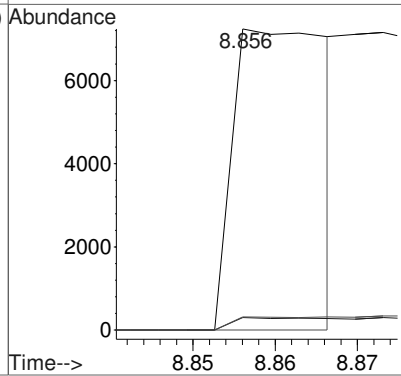
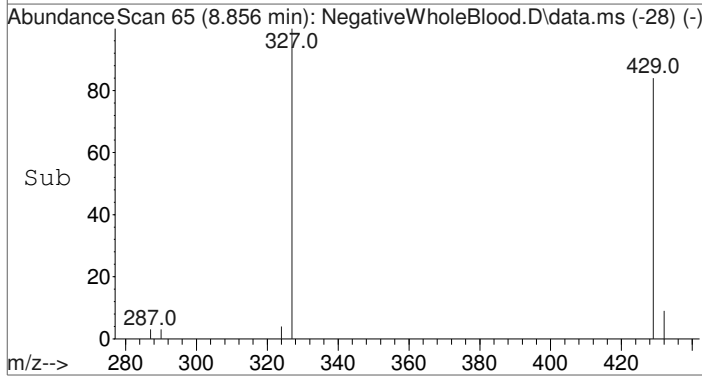
#3
Morphine-D3-TMS
Concen: 100.00 ng/mL
RT: 8.918 min Scan# 83
Delta R.T. -0.003 min
Lab File: NegativeWholeBlood.D
Acq: 6 Oct 2015 17:04


Tgt Ion	Ratio	Resp	Lower	Upper
432	100	414495		
290	28.6	24.7	37.1	
327	23.0	18.8	28.2	



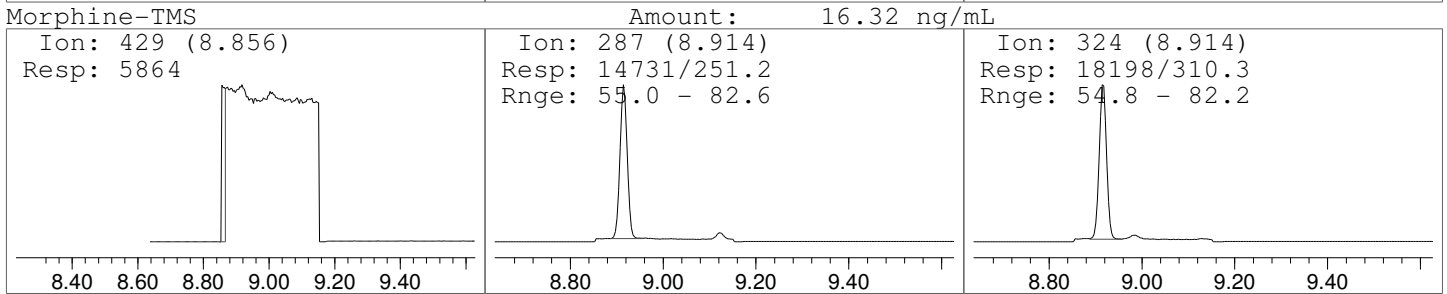
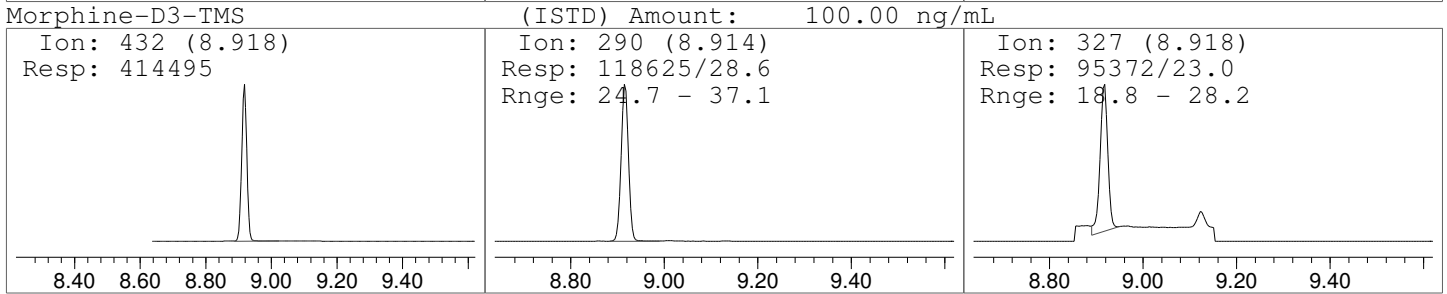
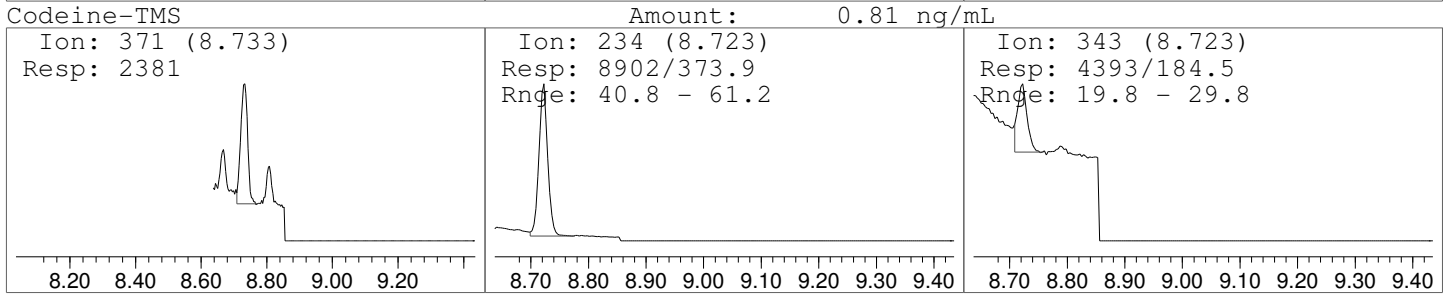
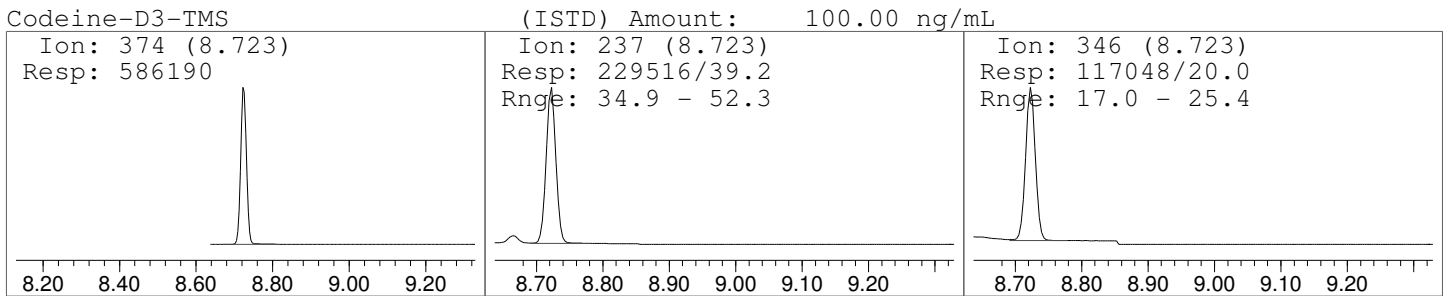
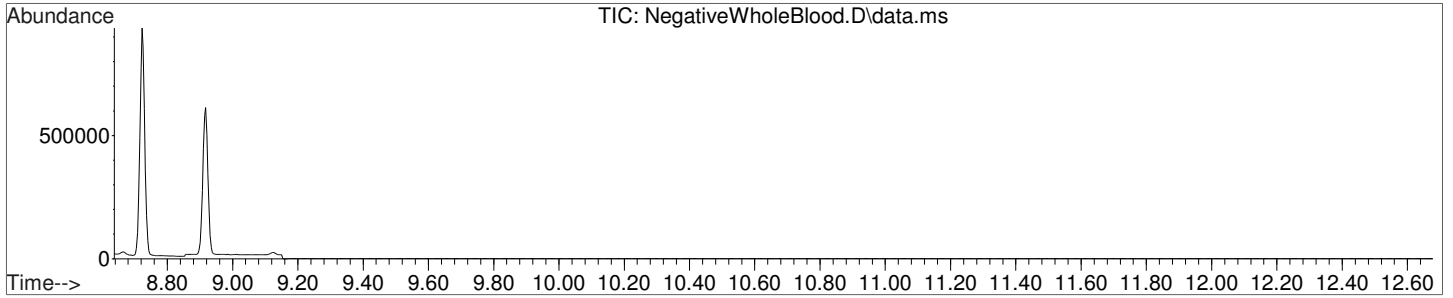
#4
Morphine-TMS
Concen: 16.32 ng/mL
RT: 8.856 min Scan# 65
Delta R.T. -0.072 min
Lab File: NegativeWholeBlood.D
Acq: 6 Oct 2015 17:04


Tgt Ion	Ratio	Resp	Lower	Upper
429	100	5864		
287	251.2	55.0	82.6#	
324	310.3	54.8	82.2#	





Data Path : C:\gcms\1\data\Blood\100615OP\
 Data File : NegativeWholeBlood.D
 Acq On : 6 Oct 2015 17:04
 Operator : D Downey
 Sample : Negative Whole Blood Utak Lot B0689
 Misc : Analytical Method 3.10.3
 ALS Vial : 1 Sample Multiplier: 1





Data Path : C:\gcms\1\data\Blood\100615OP\
 Data File : CalLevel-1-25.D
 Acq On : 9 Oct 2015 9:32
 Operator : D Downey
 Sample : Calibrator Level 1: 25ng/mL
 Misc : Analytical Method 3.10.3
 ALS Vial : 2 Sample Multiplier: 1

Quant Time: Nov 03 11:50:10 2015
 Quant Method : C:\gcms\1\methods\AM-3-10-3-D3LVL1-6.M
 Quant Title : Analytical Method 3.10.3 - Morphine & Codeine
 QLast Update : Tue Nov 03 11:31:15 2015
 Response via : Initial Calibration

Compound	R.T.	QIon	Response	Conc	Units	Dev(Min)


Internal Standards						
1) Codeine-D3-TMS	8.743	374	3859747	100.00	ng/mL	0.01
3) Morphine-D3-TMS	8.938	432	3325755	100.00	ng/mL	0.02
Target Compounds						
					Qvalue	
2) Codeine-TMS	8.750	371	127130	26.84	ng/mL#	50
4) Morphine-TMS	8.945	429	95973	29.27	ng/mL#	1

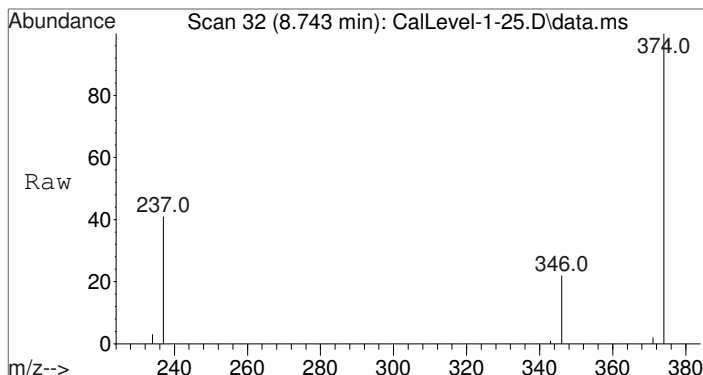
(#) = qualifier out of range (m) = manual integration (+) = signals summed



Data Path : C:\gcms\1\data\Blood\1006150P\
Data File : CalLevel-1-25.D
Acq On : 9 Oct 2015 9:32
Operator : D Downey
Sample : Calibrator Level 1: 25ng/mL
Misc : Analytical Method 3.10.3
ALS Vial : 2 Sample Multiplier: 1

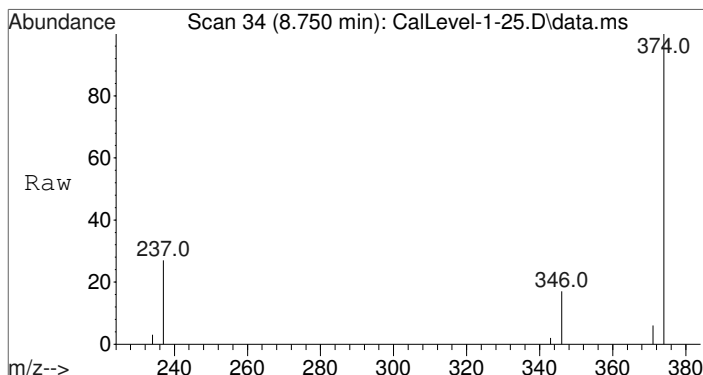
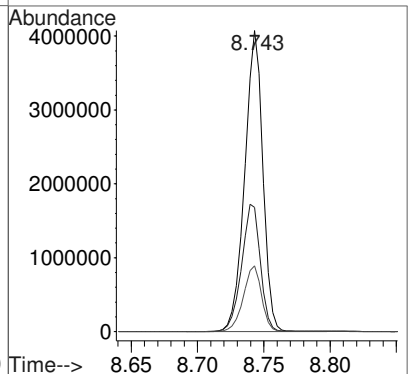
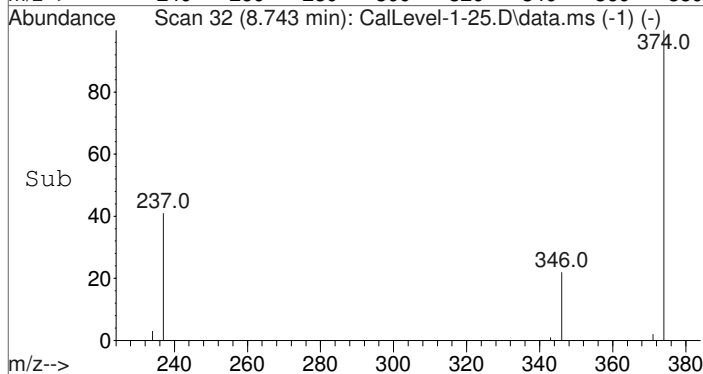
Quant Time: Nov 03 11:50:10 2015
Quant Method : C:\gcms\1\methods\AM-3-10-3-D3LVL1-6.M
Quant Title : Analytical Method 3.10.3 - Morphine & Codeine
QLast Update : Tue Nov 03 11:31:15 2015
Response via : Initial Calibration





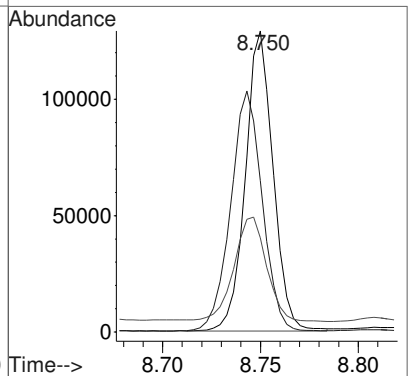
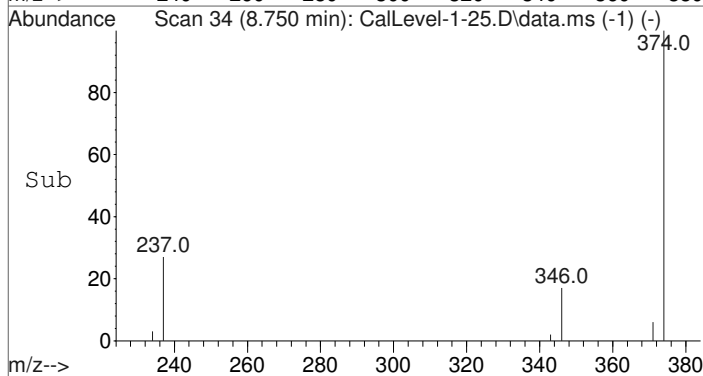
#1
Codeine-D3-TMS
Concen: 100.00 ng/mL
RT: 8.743 min Scan# 32
Delta R.T. 0.014 min
Lab File: CalLevel-1-25.D
Acq: 9 Oct 2015 9:32

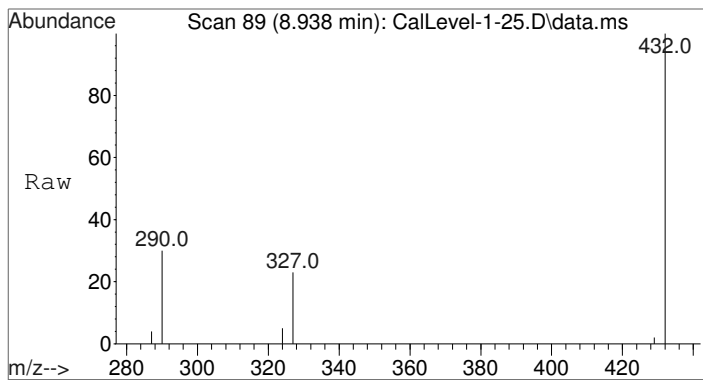
Tgt Ion	Resp	Lower	Upper
374	3859747		
374	100		
237	43.8	34.9	52.3
346	21.8	17.0	25.4



#2
Codeine-TMS
Concen: 26.84 ng/mL
RT: 8.750 min Scan# 34
Delta R.T. 0.015 min
Lab File: CalLevel-1-25.D
Acq: 9 Oct 2015 9:32

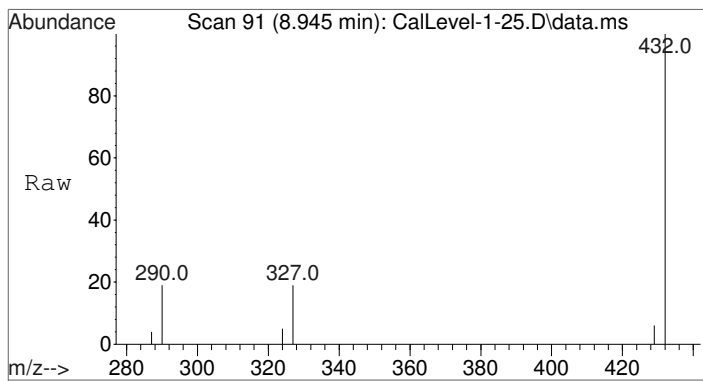
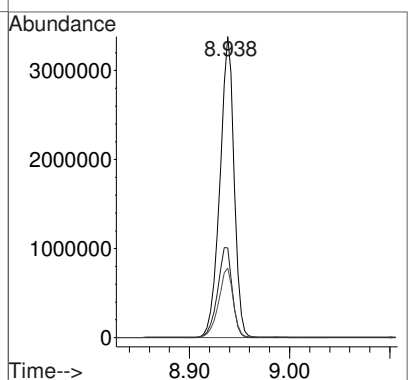
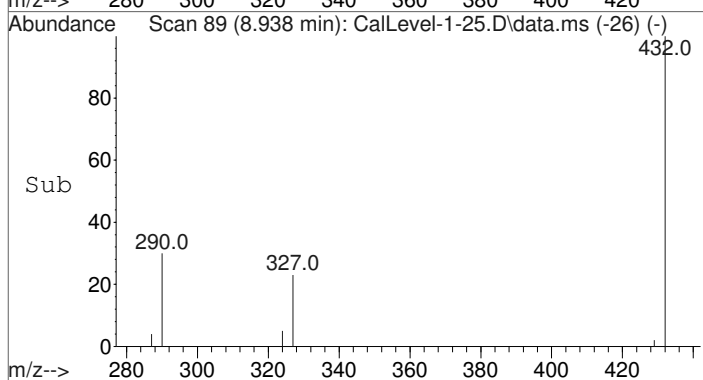
Tgt Ion	Resp	Lower	Upper
371	127130		
371	100		
234	91.6	40.8	61.2#
343	41.0	19.8	29.8#





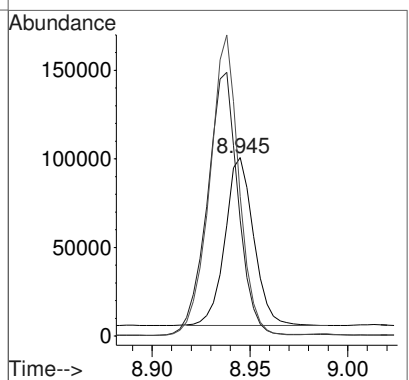
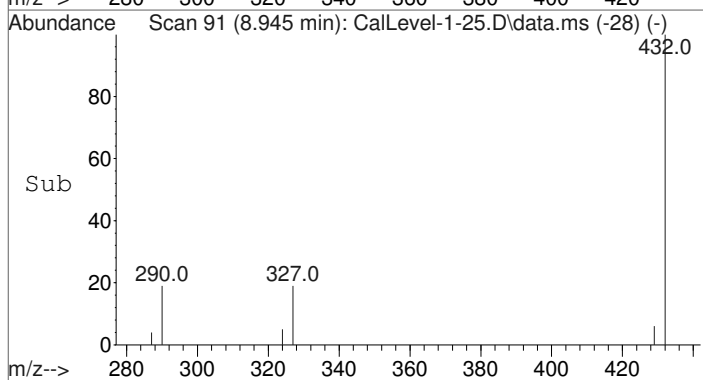
#3
Morphine-D3-TMS
Concen: 100.00 ng/mL
RT: 8.938 min Scan# 89
Delta R.T. 0.017 min
Lab File: CalLevel-1-25.D
Acq: 9 Oct 2015 9:32


Tgt Ion	Resp	Lower	Upper
432	100		
290	30.9	24.7	37.1
327	23.4	18.8	28.2



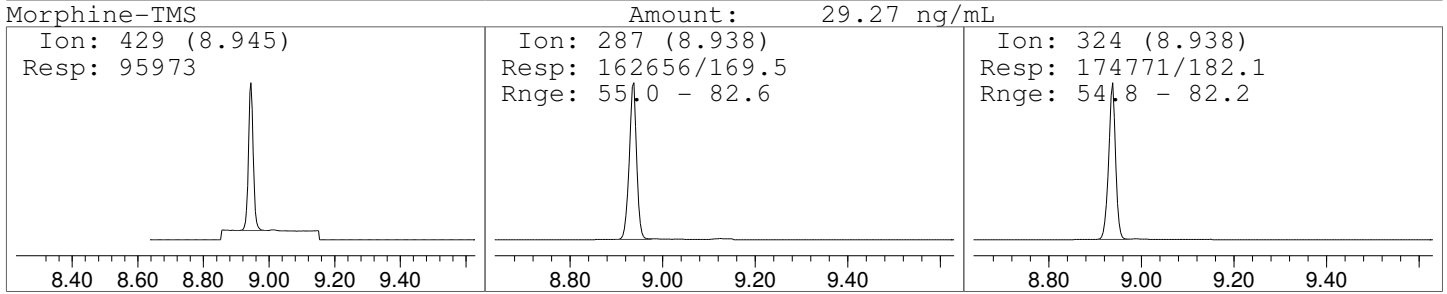
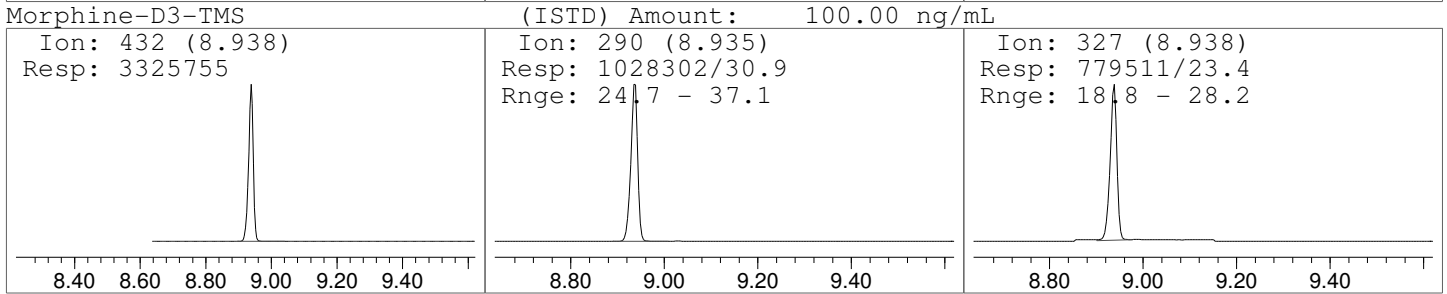
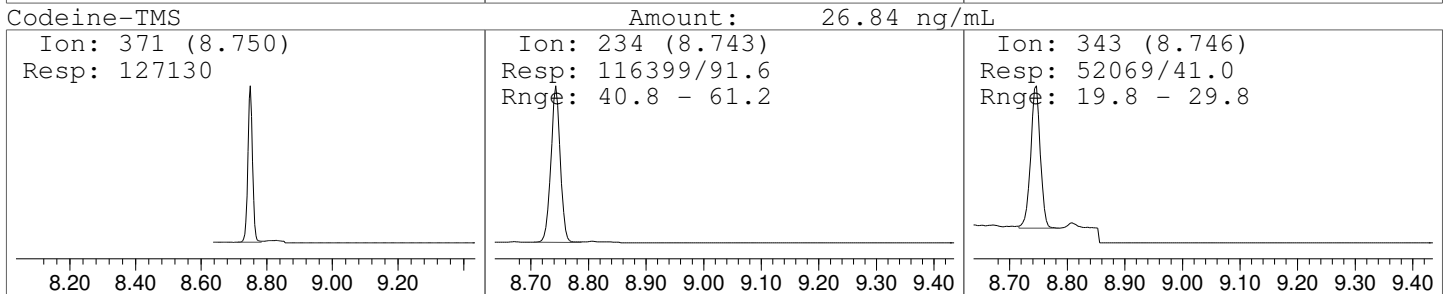
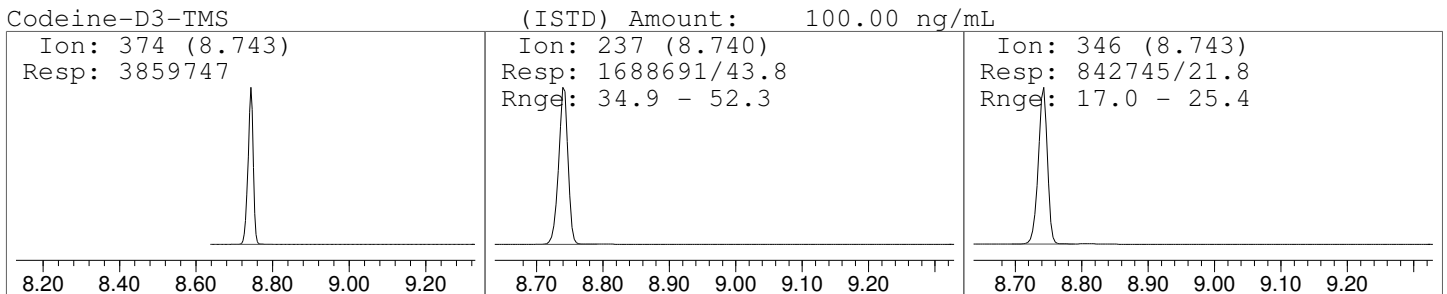
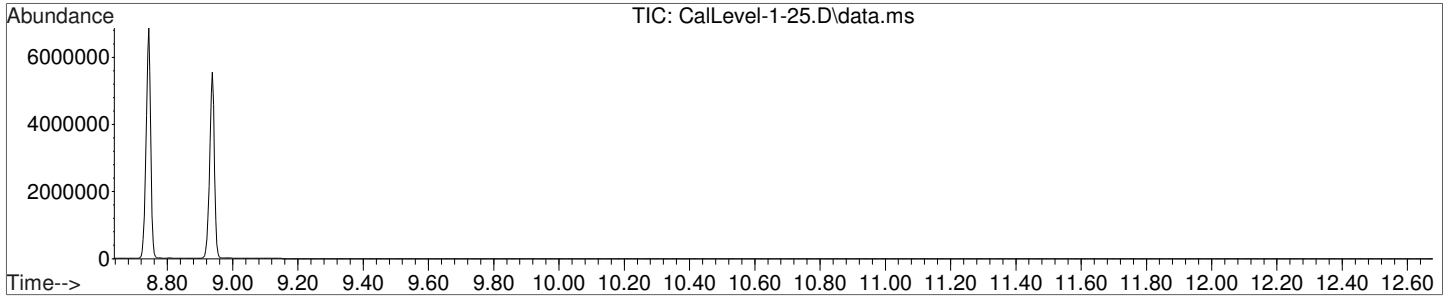
#4
Morphine-TMS
Concen: 29.27 ng/mL
RT: 8.945 min Scan# 91
Delta R.T. 0.017 min
Lab File: CalLevel-1-25.D
Acq: 9 Oct 2015 9:32


Tgt Ion	Resp	Lower	Upper
429	100		
287	169.5	55.0	82.6#
324	182.1	54.8	82.2#





Data Path : C:\gcms\1\data\Blood\100615OP\
 Data File : CalLevel-1-25.D
 Acq On : 9 Oct 2015 9:32
 Operator : D Downey
 Sample : Calibrator Level 1: 25ng/mL
 Misc : Analytical Method 3.10.3
 ALS Vial : 2 Sample Multiplier: 1





Data Path : C:\gcms\1\data\Blood\100615OP\
 Data File : CalLevel-2-50.D
 Acq On : 9 Oct 2015 9:51
 Operator : D Downey
 Sample : Calibrator Level 2: 50ng/mL
 Misc : Analytical Method 3.10.3
 ALS Vial : 3 Sample Multiplier: 1

Quant Time: Nov 03 11:50:15 2015
 Quant Method : C:\gcms\1\methods\AM-3-10-3-D3LVL1-6.M
 Quant Title : Analytical Method 3.10.3 - Morphine & Codeine
 QLast Update : Tue Nov 03 11:31:15 2015
 Response via : Initial Calibration

Compound	R.T.	QIon	Response	Conc	Units	Dev(Min)


Internal Standards						
1) Codeine-D3-TMS	8.733	374	6674794	100.00	ng/mL	0.00
3) Morphine-D3-TMS	8.928	432	5762206	100.00	ng/mL	0.00
Target Compounds						
						Qvalue
2) Codeine-TMS	8.740	371	395669	50.57	ng/mL#	78
4) Morphine-TMS	8.935	429	322129	53.08	ng/mL#	56

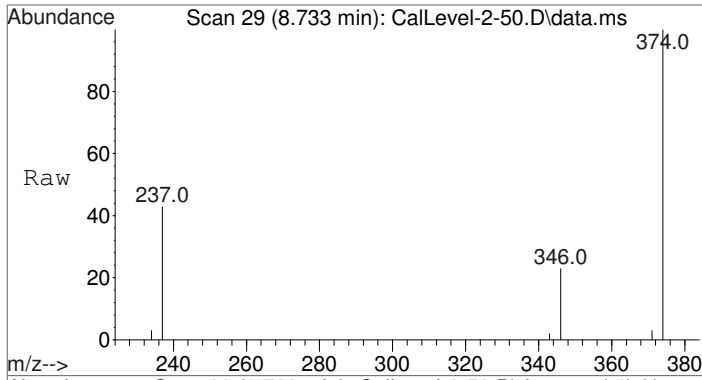

(#) = qualifier out of range (m) = manual integration (+) = signals summed



Data Path : C:\gcms\1\data\Blood\1006150P\
Data File : CalLevel-2-50.D
Acq On : 9 Oct 2015 9:51
Operator : D Downey
Sample : Calibrator Level 2: 50ng/mL
Misc : Analytical Method 3.10.3
ALS Vial : 3 Sample Multiplier: 1

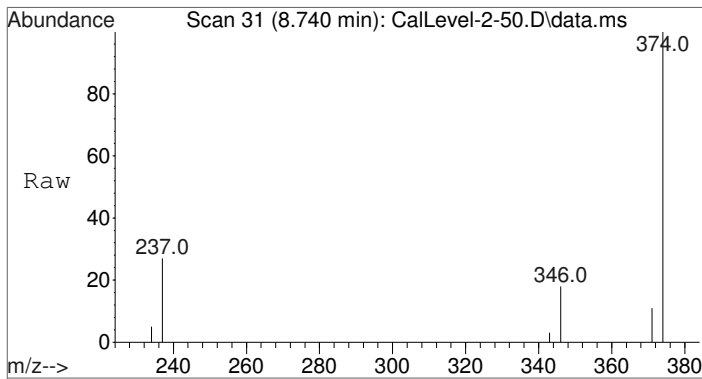
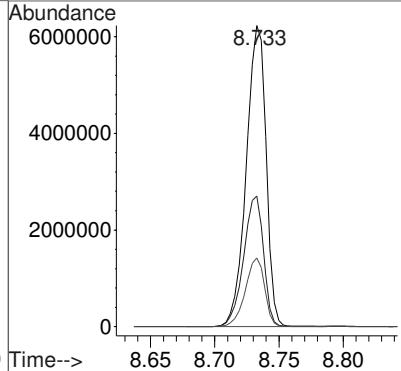
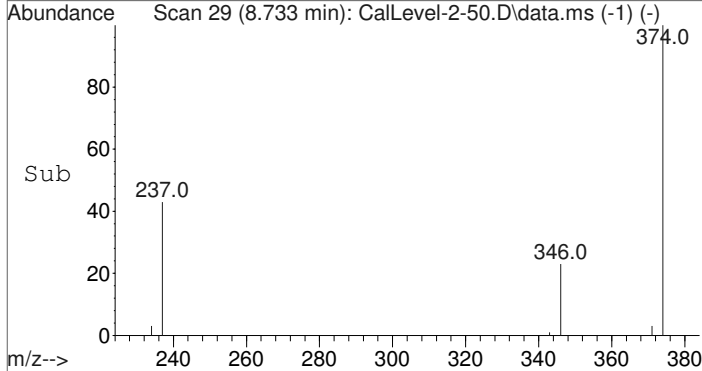
Quant Time: Nov 03 11:50:15 2015
Quant Method : C:\gcms\1\methods\AM-3-10-3-D3LVL1-6.M
Quant Title : Analytical Method 3.10.3 - Morphine & Codeine
QLast Update : Tue Nov 03 11:31:15 2015
Response via : Initial Calibration





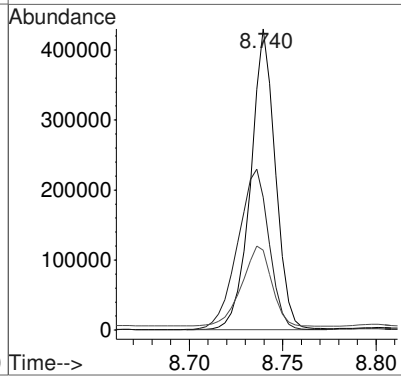
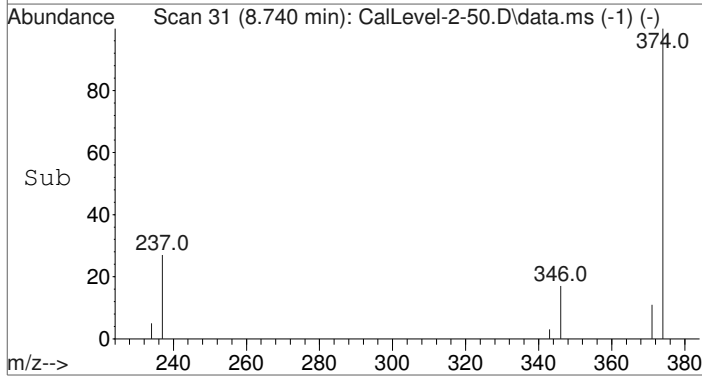
#1
Codeine-D3-TMS
Concen: 100.00 ng/mL
RT: 8.733 min Scan# 29
Delta R.T. 0.004 min
Lab File: CalLevel-2-50.D
Acq: 9 Oct 2015 9:51

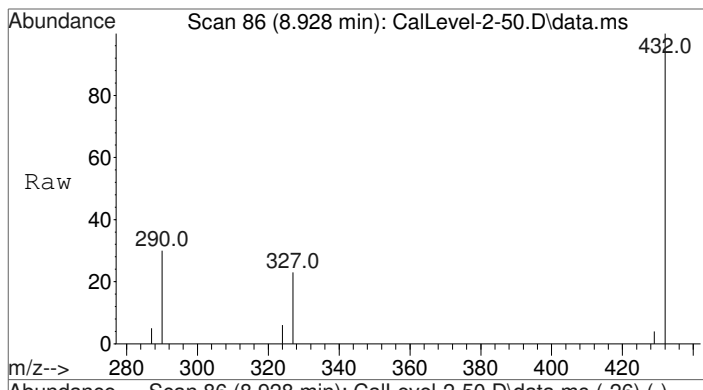
Tgt Ion:374 Resp: 6674794
Ion Ratio Lower Upper
374 100
237 43.5 34.9 52.3
346 22.1 17.0 25.4



#2
Codeine-TMS
Concen: 50.57 ng/mL
RT: 8.740 min Scan# 31
Delta R.T. 0.005 min
Lab File: CalLevel-2-50.D
Acq: 9 Oct 2015 9:51

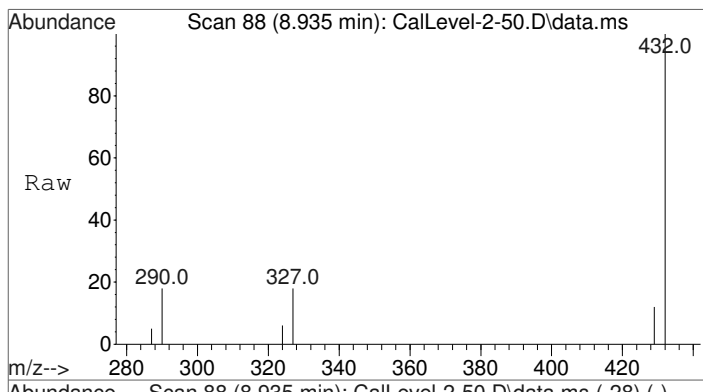
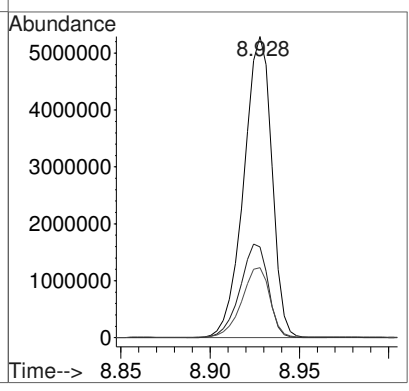
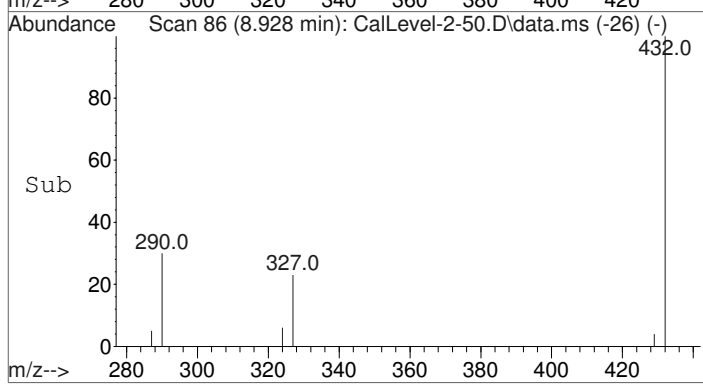
Tgt Ion:371 Resp: 395669
Ion Ratio Lower Upper
371 100
234 67.7 40.8 61.2#
343 33.6 19.8 29.8#





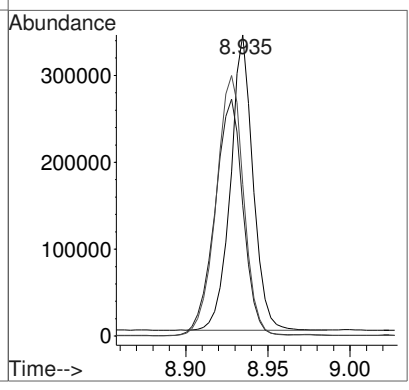
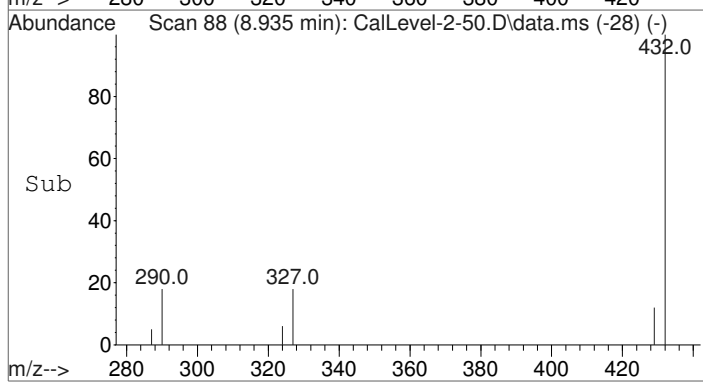
#3
Morphine-D3-TMS
Concen: 100.00 ng/mL
RT: 8.928 min Scan# 86
Delta R.T. 0.007 min
Lab File: CalLevel-2-50.D
Acq: 9 Oct 2015 9:51

Tgt Ion	Ratio	Lower	Upper
432	100		
290	31.1	24.7	37.1
327	23.3	18.8	28.2



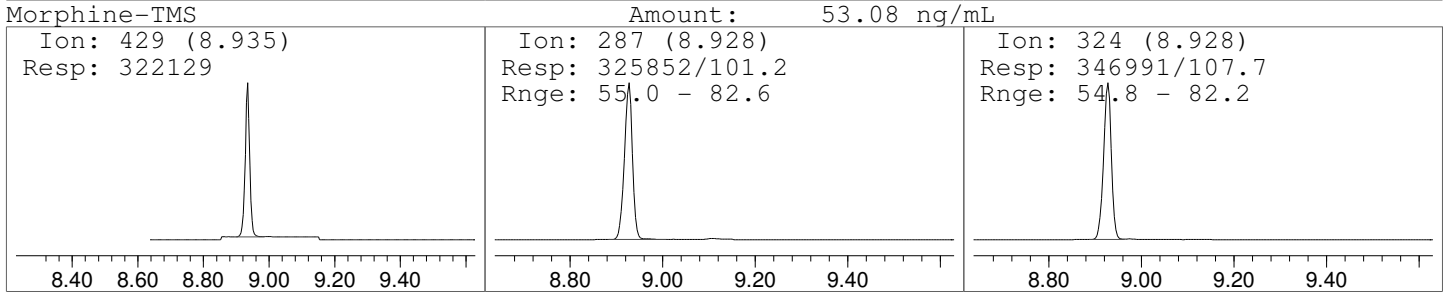
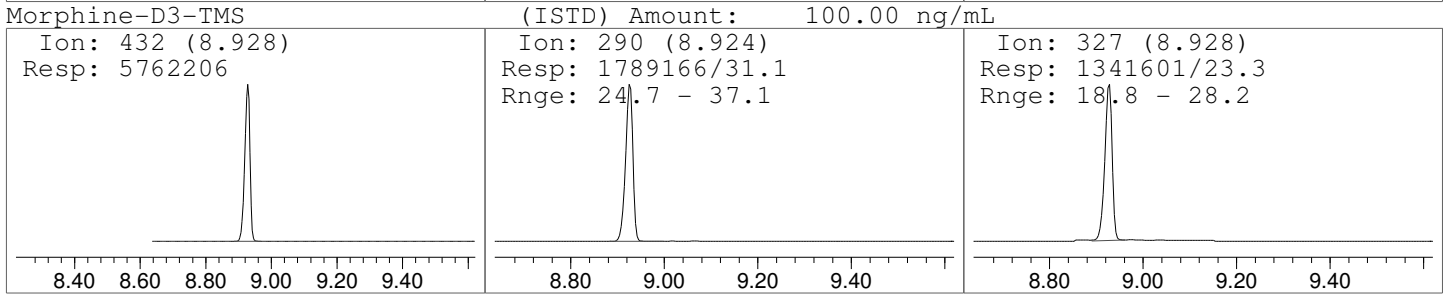
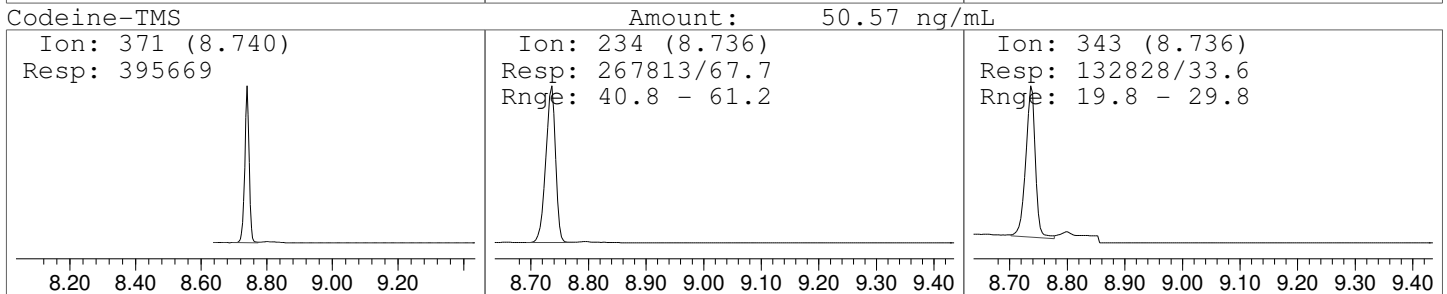
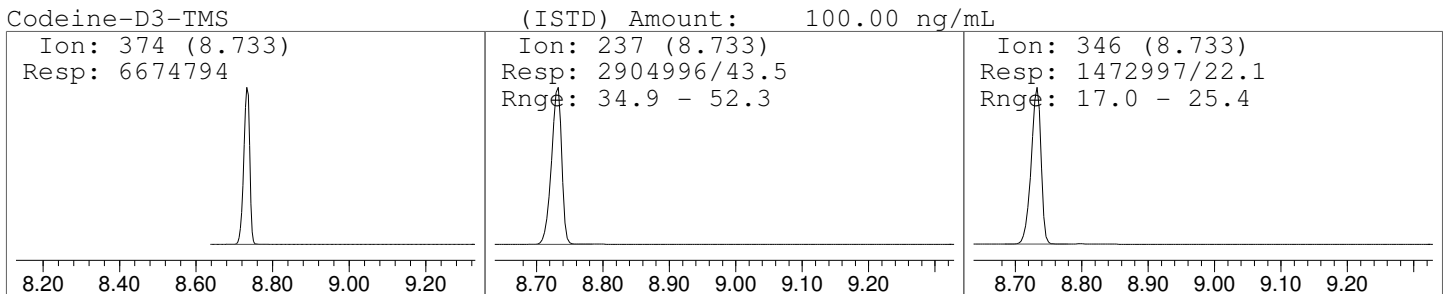
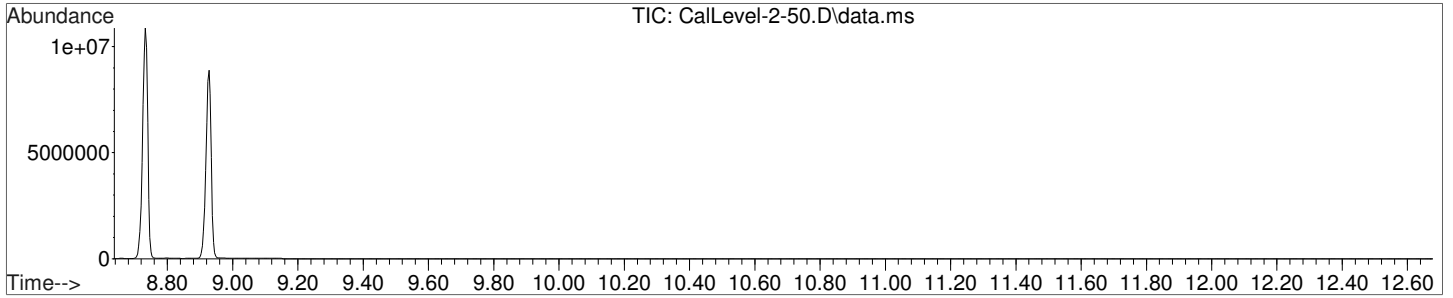
#4
Morphine-TMS
Concen: 53.08 ng/mL
RT: 8.935 min Scan# 88
Delta R.T. 0.007 min
Lab File: CalLevel-2-50.D
Acq: 9 Oct 2015 9:51

Tgt Ion	Ratio	Lower	Upper
429	100		
287	101.2	55.0	82.6#
324	107.7	54.8	82.2#





Data Path : C:\gcms\1\data\Blood\1006150P\
 Data File : CalLevel-2-50.D
 Acq On : 9 Oct 2015 9:51
 Operator : D Downey
 Sample : Calibrator Level 2: 50ng/mL
 Misc : Analytical Method 3.10.3
 ALS Vial : 3 Sample Multiplier: 1






Data Path : C:\gcms\1\data\Blood\100615OP\
Data File : CalLevel-3-100.D
Acq On : 9 Oct 2015 10:10
Operator : D Downey
Sample : Calibrator Level 3: 100ng/mL
Misc : Analytical Method 3.10.3
ALS Vial : 4 Sample Multiplier: 1

Quant Time: Nov 03 11:50:20 2015
Quant Method : C:\gcms\1\methods\AM-3-10-3-D3LVL1-6.M
Quant Title : Analytical Method 3.10.3 - Morphine & Codeine
QLast Update : Tue Nov 03 11:31:15 2015
Response via : Initial Calibration


Compound	R.T.	QIon	Response	Conc	Units	Dev(Min)
Internal Standards						
1) Codeine-D3-TMS	8.729	374	2862200	100.00	ng/mL	0.00
3) Morphine-D3-TMS	8.921	432	2293111	100.00	ng/mL	0.00
Target Compounds						
2) Codeine-TMS	8.736	371	331989	101.68	ng/mL	100
4) Morphine-TMS	8.928	429	239103	95.65	ng/mL	100

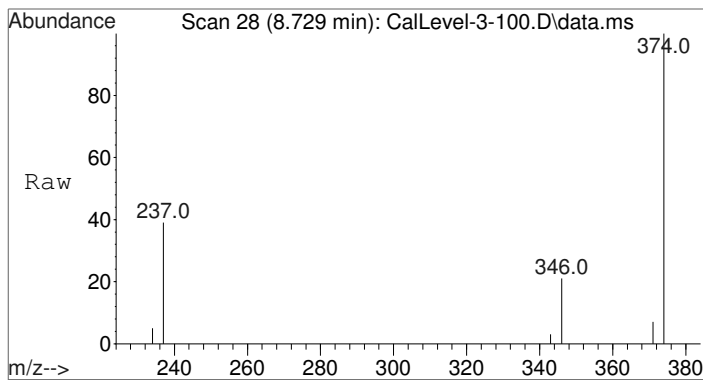
(#) = qualifier out of range (m) = manual integration (+) = signals summed



Data Path : C:\gcms\1\data\Blood\1006150P\
Data File : CalLevel-3-100.D
Acq On : 9 Oct 2015 10:10
Operator : D Downey
Sample : Calibrator Level 3: 100ng/mL
Misc : Analytical Method 3.10.3
ALS Vial : 4 Sample Multiplier: 1

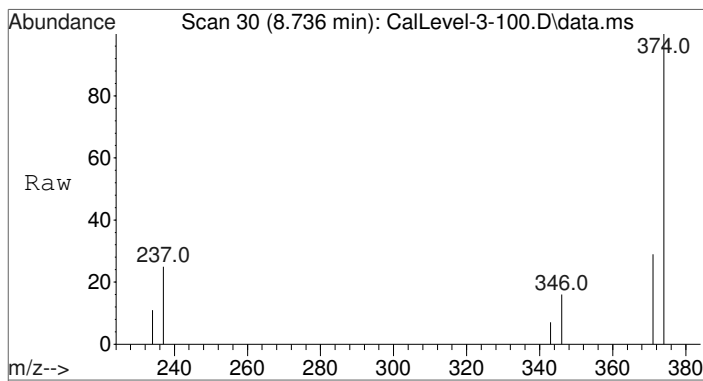
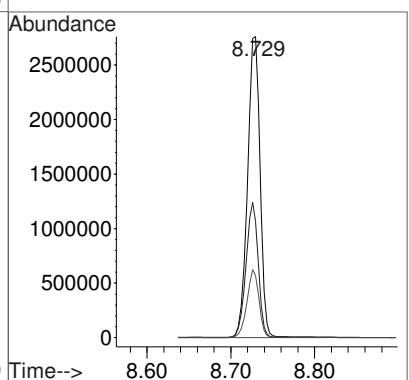
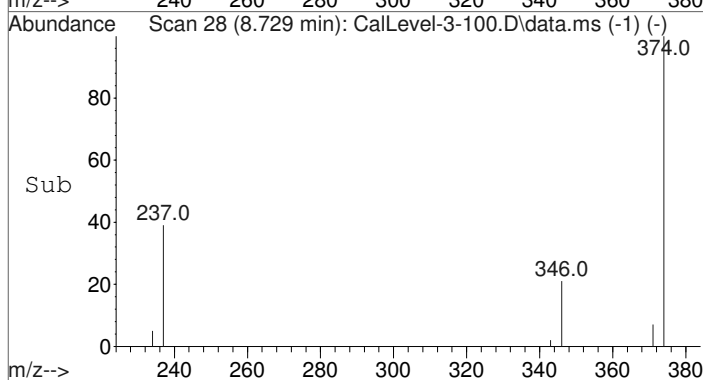
Quant Time: Nov 03 11:50:20 2015
Quant Method : C:\gcms\1\methods\AM-3-10-3-D3LVL1-6.M
Quant Title : Analytical Method 3.10.3 - Morphine & Codeine
QLast Update : Tue Nov 03 11:31:15 2015
Response via : Initial Calibration





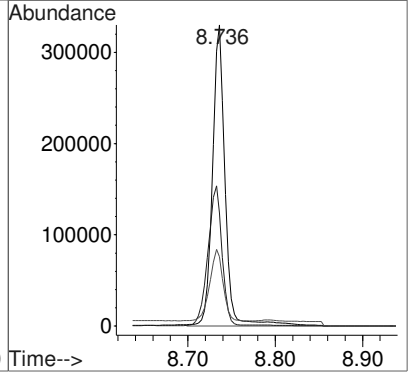
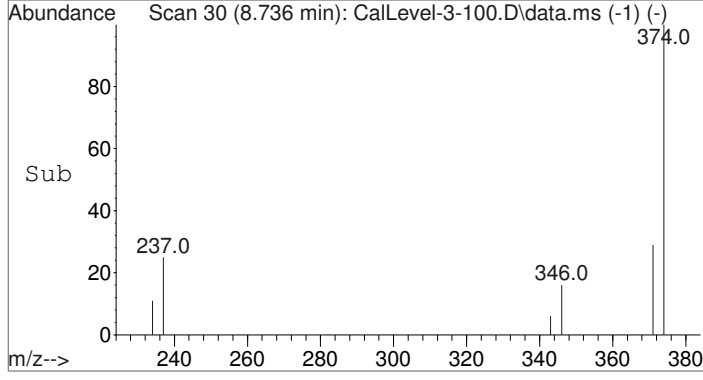
#1
Codeine-D3-TMS
Concen: 100.00 ng/mL
RT: 8.729 min Scan# 28
Delta R.T. 0.000 min
Lab File: CalLevel-3-100.D
Acq: 9 Oct 2015 10:10

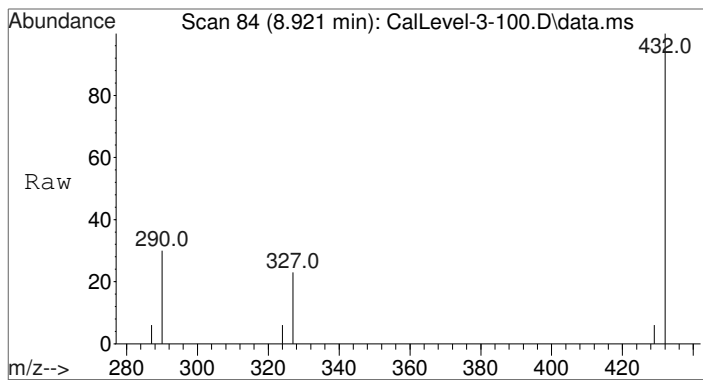
Tgt Ion	Resp	Lower	Upper
374	100		
237	43.6	34.9	52.3
346	21.2	17.0	25.4



#2
Codeine-TMS
Concen: 101.68 ng/mL
RT: 8.736 min Scan# 30
Delta R.T. 0.001 min
Lab File: CalLevel-3-100.D
Acq: 9 Oct 2015 10:10

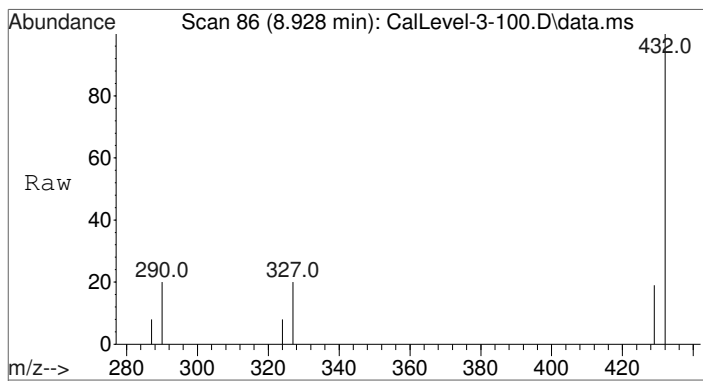
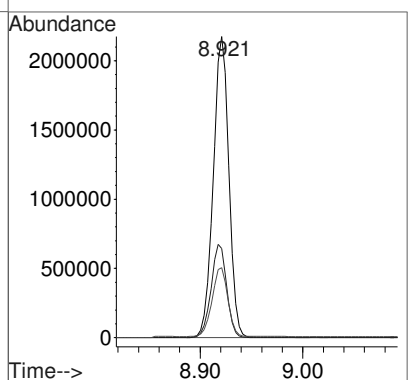
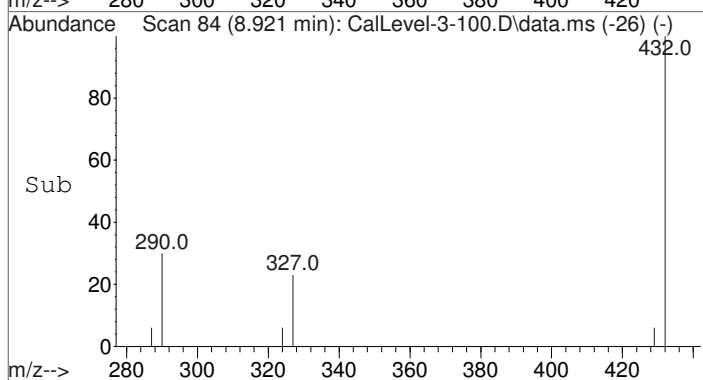
Tgt Ion	Resp	Lower	Upper
371	100		
234	51.0	40.8	61.2
343	24.8	19.8	29.8





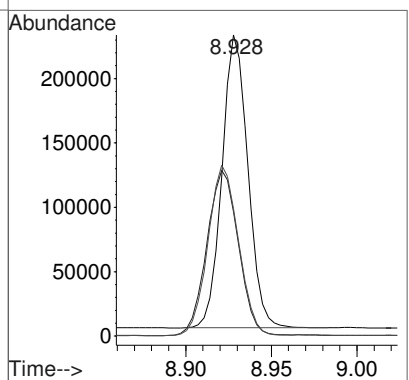
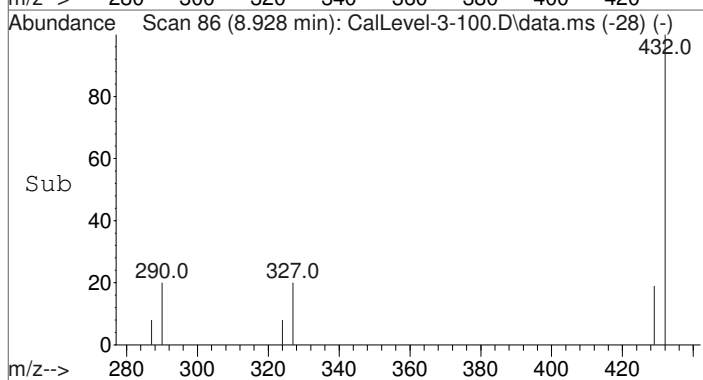
#3
Morphine-D3-TMS
Concen: 100.00 ng/mL
RT: 8.921 min Scan# 84
Delta R.T. -0.000 min
Lab File: CalLevel-3-100.D
Acq: 9 Oct 2015 10:10


Tgt Ion	Ratio	Lower	Upper
432	100		
290	30.9	24.7	37.1
327	23.5	18.8	28.2



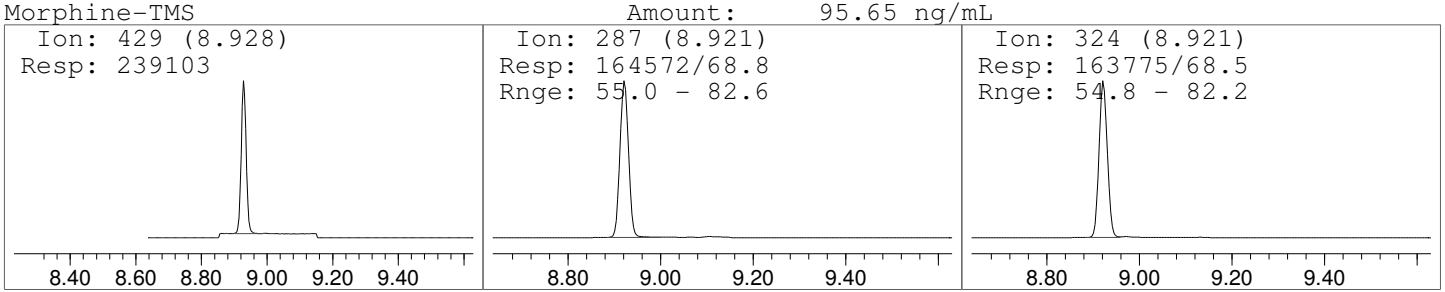
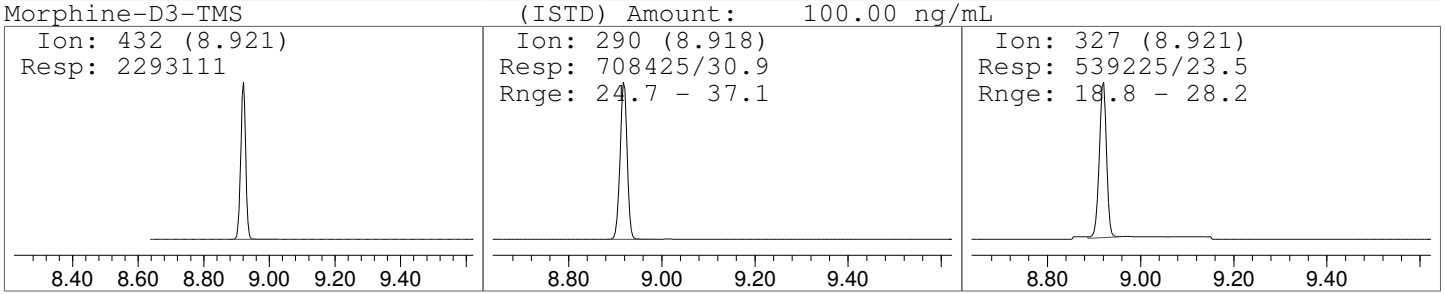
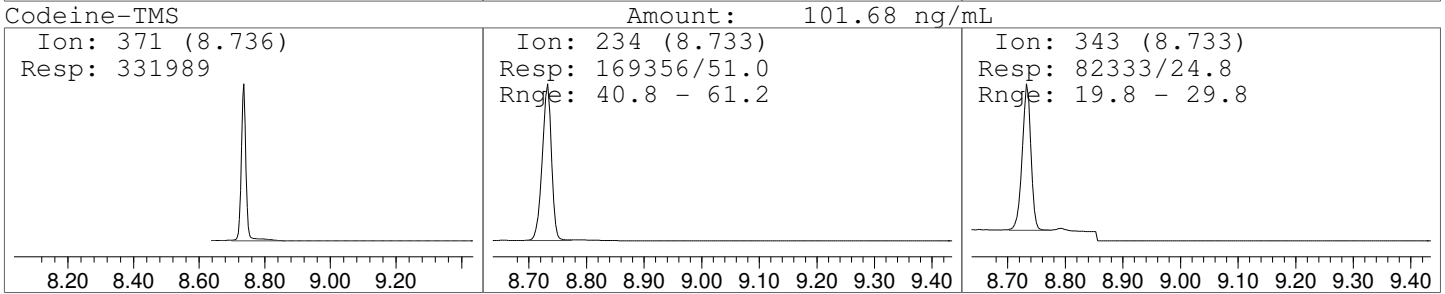
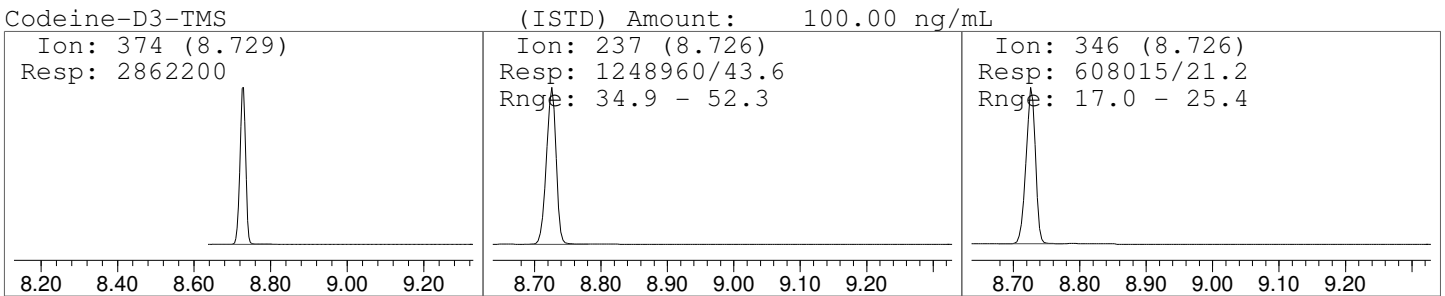
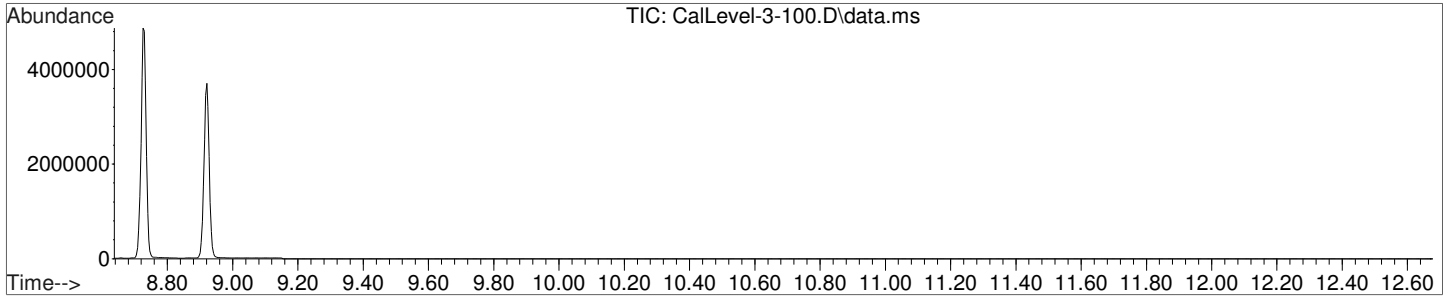
#4
Morphine-TMS
Concen: 95.65 ng/mL
RT: 8.928 min Scan# 86
Delta R.T. -0.000 min
Lab File: CalLevel-3-100.D
Acq: 9 Oct 2015 10:10

Tgt Ion	Ratio	Lower	Upper
429	100		
287	68.8	55.0	82.6
324	68.5	54.8	82.2





Data Path : C:\gcms\1\data\Blood\100615OP\
 Data File : CalLevel-3-100.D
 Acq On : 9 Oct 2015 10:10
 Operator : D Downey
 Sample : Calibrator Level 3: 100ng/mL
 Misc : Analytical Method 3.10.3
 ALS Vial : 4 Sample Multiplier: 1



Data Path : C:\gcms\1\data\Blood\100615OP\
Data File : CalLevel-4-250.D
Acq On : 9 Oct 2015 10:29
Operator : D Downey
Sample : Calibrator Level 4: 250ng/mL
Misc : Analytical Method 3.10.3
ALS Vial : 5 Sample Multiplier: 1



Quant Time: Nov 03 11:50:25 2015
Quant Method : C:\gcms\1\methods\AM-3-10-3-D3LVL1-6.M
Quant Title : Analytical Method 3.10.3 - Morphine & Codeine
QLast Update : Tue Nov 03 11:31:15 2015
Response via : Initial Calibration

Compound	R.T.	QIon	Response	Conc	Units	Dev(Min)


Internal Standards						
1) Codeine-D3-TMS	8.726	374	2573811	100.00	ng/mL	0.00
3) Morphine-D3-TMS	8.921	432	2152996	100.00	ng/mL	0.00
Target Compounds						
						Qvalue
2) Codeine-TMS	8.733	371	733520	253.99	ng/mL	93
4) Morphine-TMS	8.928	429	613497	254.70	ng/mL#	68

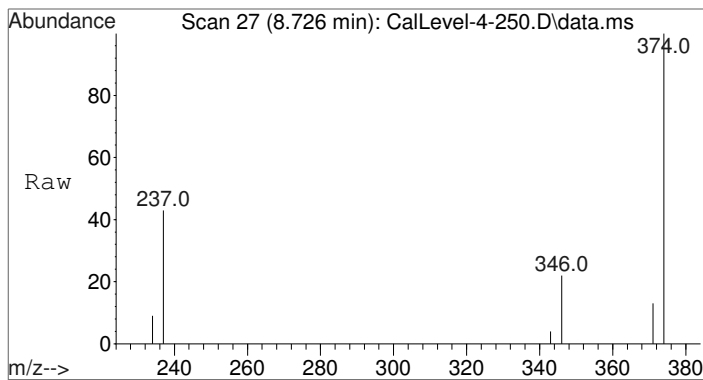

(#) = qualifier out of range (m) = manual integration (+) = signals summed



Data Path : C:\gcms\1\data\Blood\1006150P\
Data File : CalLevel-4-250.D
Acq On : 9 Oct 2015 10:29
Operator : D Downey
Sample : Calibrator Level 4: 250ng/mL
Misc : Analytical Method 3.10.3
ALS Vial : 5 Sample Multiplier: 1

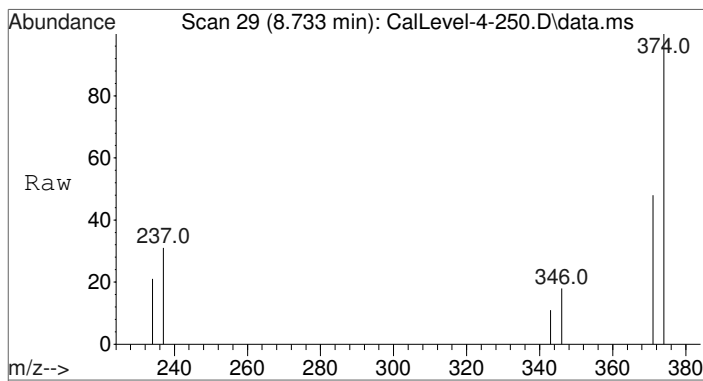
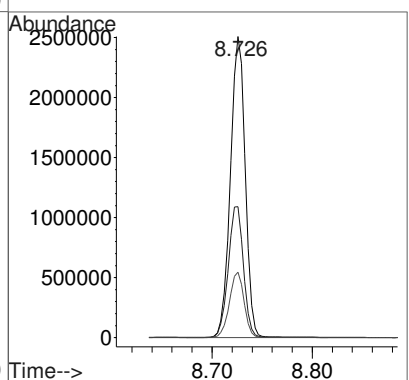
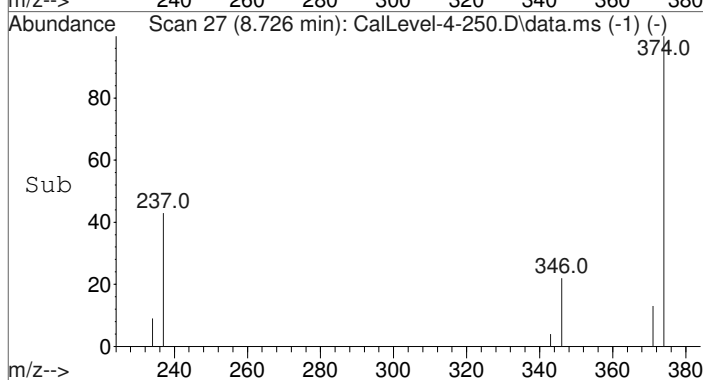
Quant Time: Nov 03 11:50:25 2015
Quant Method : C:\gcms\1\methods\AM-3-10-3-D3LVL1-6.M
Quant Title : Analytical Method 3.10.3 - Morphine & Codeine
QLast Update : Tue Nov 03 11:31:15 2015
Response via : Initial Calibration





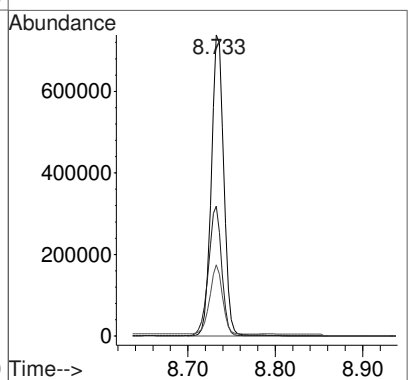
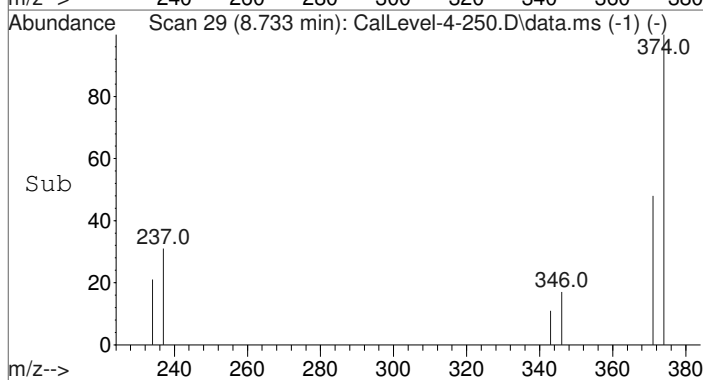
#1
Codeine-D3-TMS
Concen: 100.00 ng/mL
RT: 8.726 min Scan# 27
Delta R.T. -0.003 min
Lab File: CalLevel-4-250.D
Acq: 9 Oct 2015 10:29

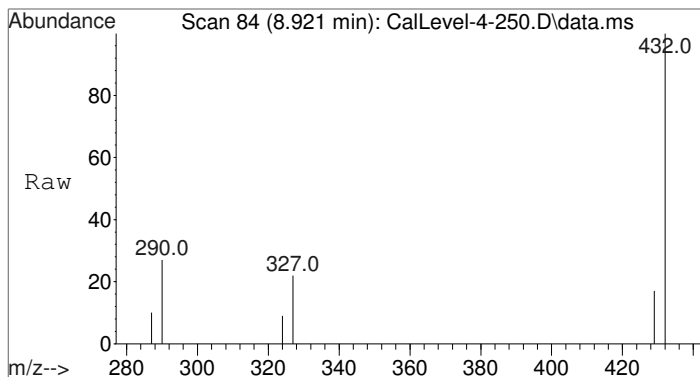
Tgt Ion	Resp	Lower	Upper
374	100		
237	44.6	34.9	52.3
346	21.2	17.0	25.4



#2
Codeine-TMS
Concen: 253.99 ng/mL
RT: 8.733 min Scan# 29
Delta R.T. -0.002 min
Lab File: CalLevel-4-250.D
Acq: 9 Oct 2015 10:29

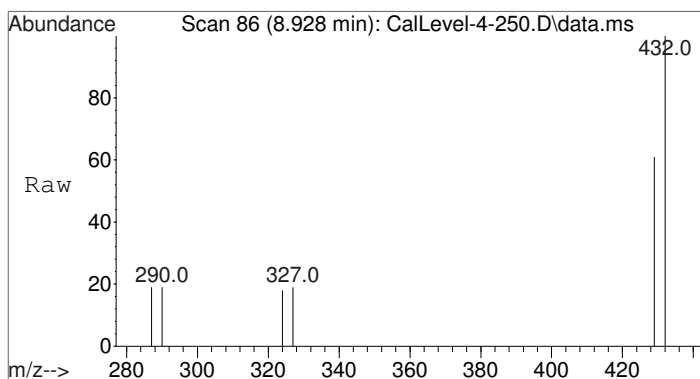
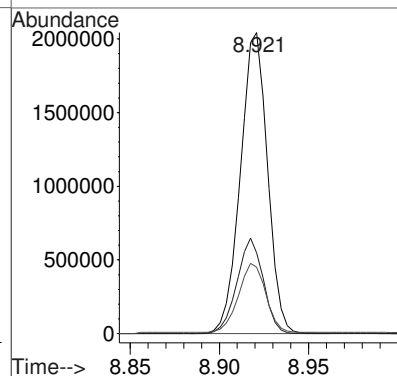
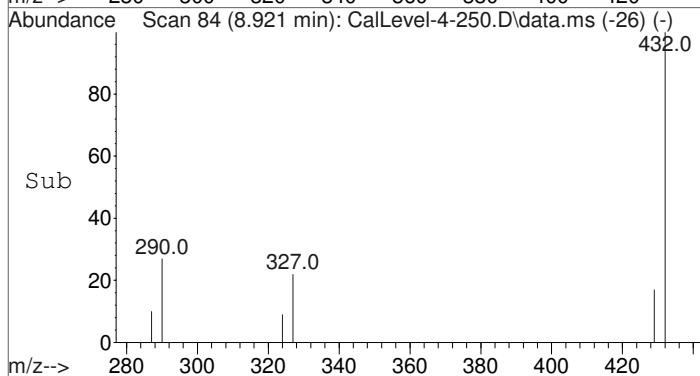
Tgt Ion	Resp	Lower	Upper
371	100		
234	45.3	40.8	61.2
343	23.2	19.8	29.8





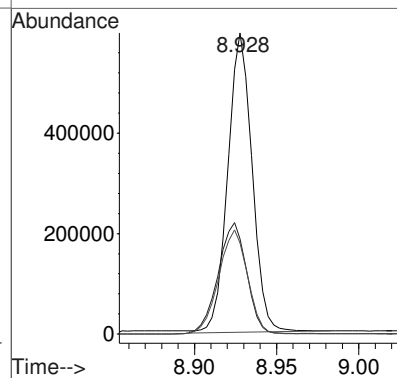
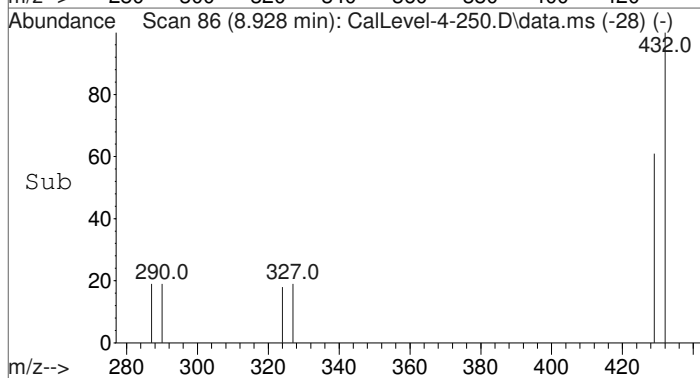
#3
Morphine-D3-TMS
Concen: 100.00 ng/mL
RT: 8.921 min Scan# 84
Delta R.T. -0.000 min
Lab File: CalLevel-4-250.D
Acq: 9 Oct 2015 10:29


Tgt Ion:432 Resp: 2152996
Ion Ratio Lower Upper
432 100
290 30.8 24.7 37.1
327 23.5 18.8 28.2



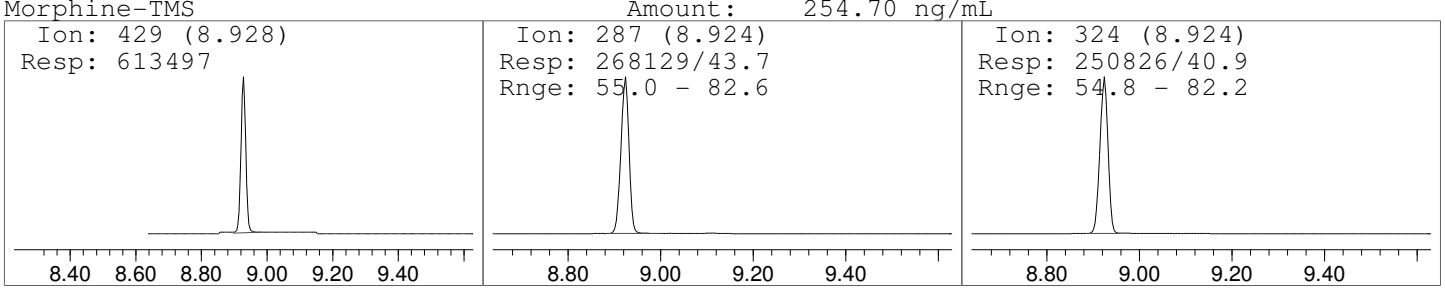
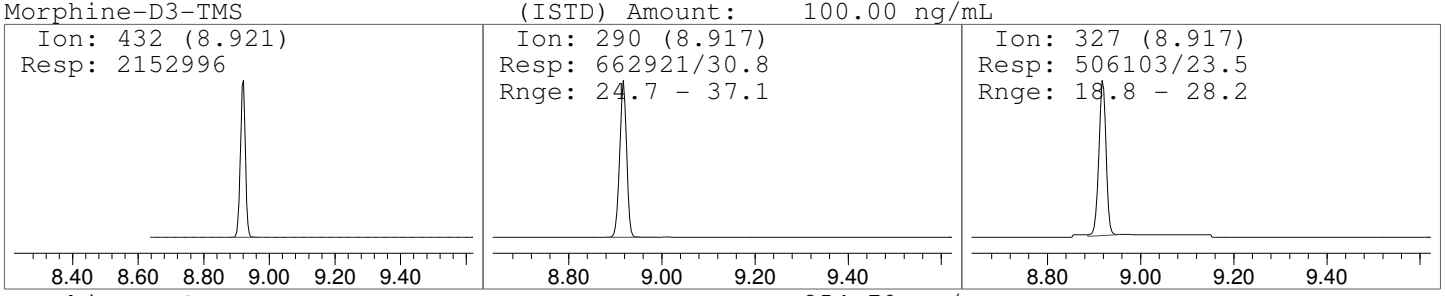
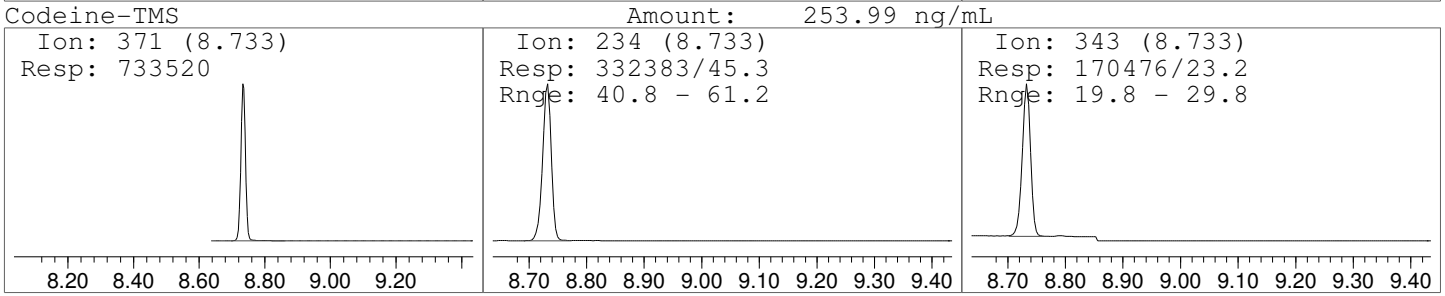
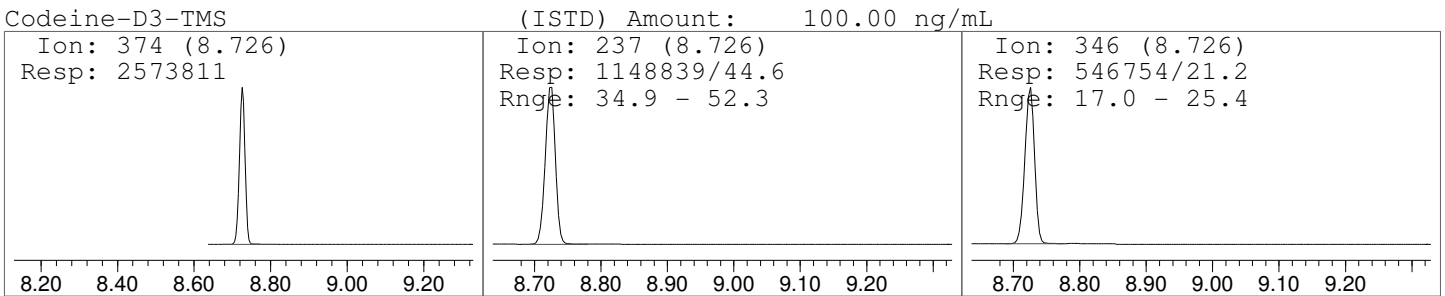
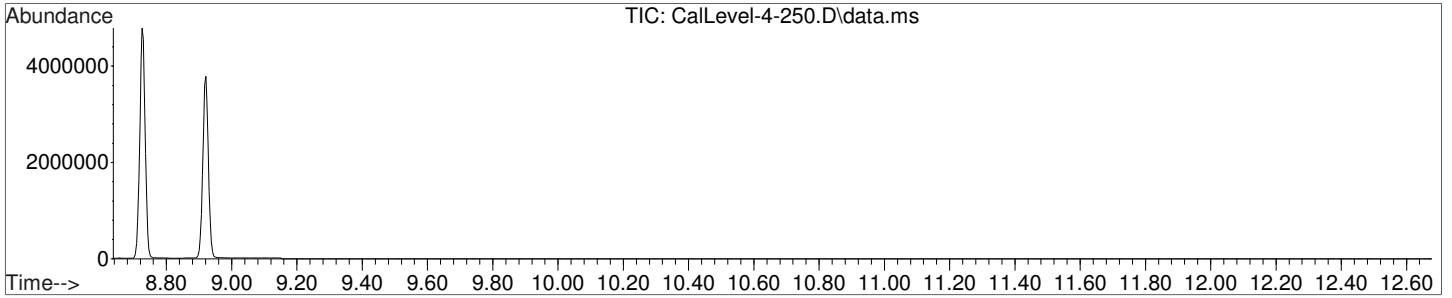
#4
Morphine-TMS
Concen: 254.70 ng/mL
RT: 8.928 min Scan# 86
Delta R.T. -0.000 min
Lab File: CalLevel-4-250.D
Acq: 9 Oct 2015 10:29


Tgt Ion:429 Resp: 613497
Ion Ratio Lower Upper
429 100
287 43.7 55.0 82.6#
324 40.9 54.8 82.2#





Data Path : C:\gcms\1\data\Blood\100615OP\
 Data File : CalLevel-4-250.D
 Acq On : 9 Oct 2015 10:29
 Operator : D Downey
 Sample : Calibrator Level 4: 250ng/mL
 Misc : Analytical Method 3.10.3
 ALS Vial : 5 Sample Multiplier: 1





Data Path : C:\gcms\1\data\Blood\100615OP\
 Data File : CalLevel-5-500.D
 Acq On : 9 Oct 2015 10:48
 Operator : D Downey
 Sample : Calibrator Level 5: 500ng/mL
 Misc : Analytical Method 3.10.3
 ALS Vial : 6 Sample Multiplier: 1

Quant Time: Nov 03 11:50:30 2015
 Quant Method : C:\gcms\1\methods\AM-3-10-3-D3LVL1-6.M
 Quant Title : Analytical Method 3.10.3 - Morphine & Codeine
 QLast Update : Tue Nov 03 11:31:15 2015
 Response via : Initial Calibration

Compound	R.T.	QIon	Response	Conc	Units	Dev(Min)


Internal Standards						
1) Codeine-D3-TMS	8.726	374	2970340	100.00	ng/mL	0.00
3) Morphine-D3-TMS	8.921	432	2397768	100.00	ng/mL	0.00
Target Compounds						
						Qvalue
2) Codeine-TMS	8.736	371	1612243	486.31	ng/mL	90
4) Morphine-TMS	8.928	429	1314919	486.59	ng/mL#	59

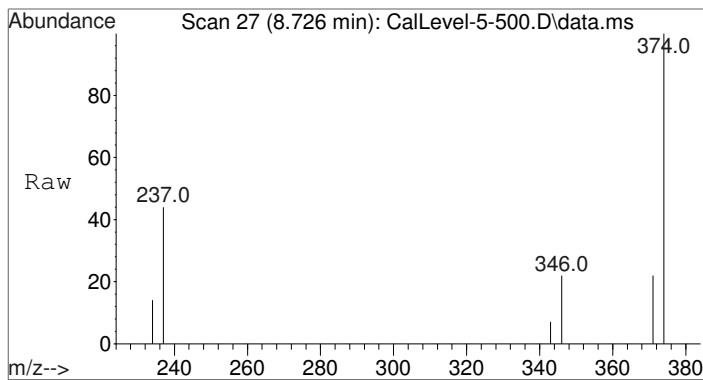
(#) = qualifier out of range (m) = manual integration (+) = signals summed



Data Path : C:\gcms\1\data\Blood\1006150P\
Data File : CalLevel-5-500.D
Acq On : 9 Oct 2015 10:48
Operator : D Downey
Sample : Calibrator Level 5: 500ng/mL
Misc : Analytical Method 3.10.3
ALS Vial : 6 Sample Multiplier: 1

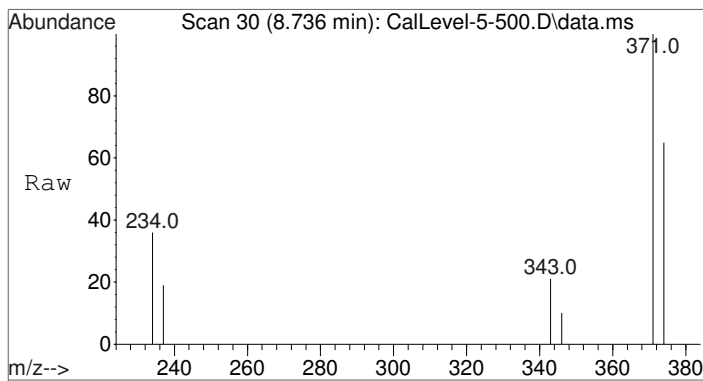
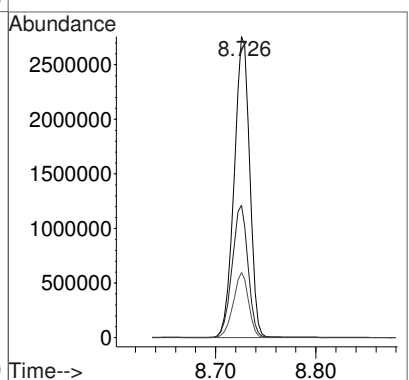
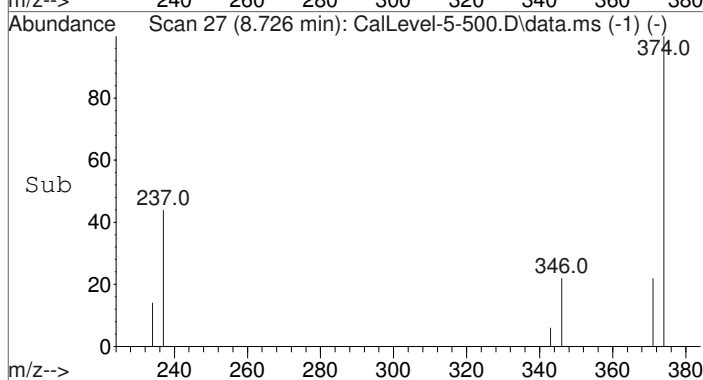
Quant Time: Nov 03 11:50:30 2015
Quant Method : C:\gcms\1\methods\AM-3-10-3-D3LVL1-6.M
Quant Title : Analytical Method 3.10.3 - Morphine & Codeine
QLast Update : Tue Nov 03 11:31:15 2015
Response via : Initial Calibration





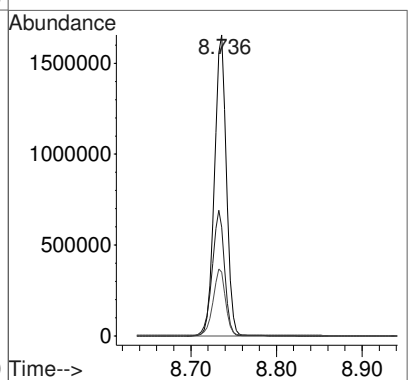
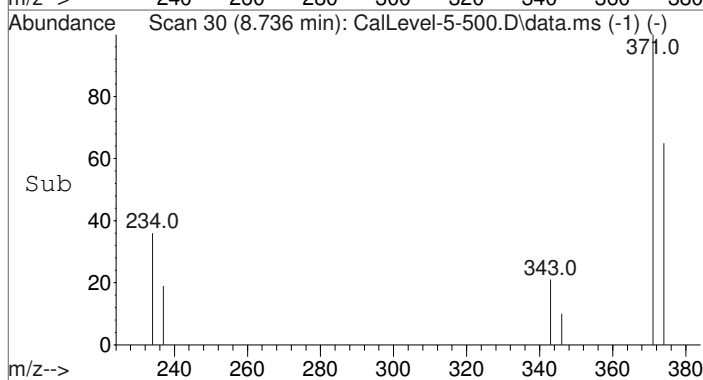
#1
Codeine-D3-TMS
Concen: 100.00 ng/mL
RT: 8.726 min Scan# 27
Delta R.T. -0.003 min
Lab File: CalLevel-5-500.D
Acq: 9 Oct 2015 10:48

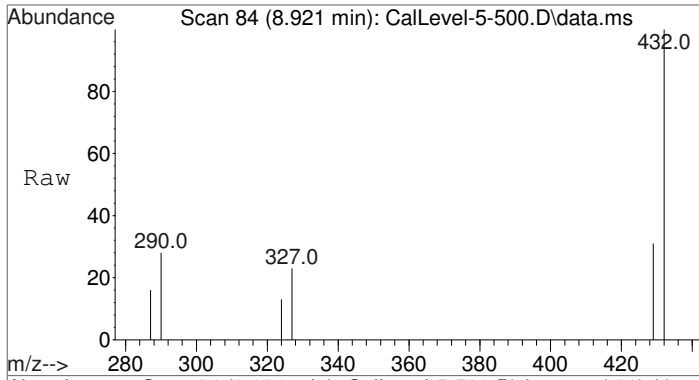

Tgt Ion	Resp	Lower	Upper
374	100		
237	44.8	34.9	52.3
346	21.0	17.0	25.4



#2
Codeine-TMS
Concen: 486.31 ng/mL
RT: 8.736 min Scan# 30
Delta R.T. 0.001 min
Lab File: CalLevel-5-500.D
Acq: 9 Oct 2015 10:48

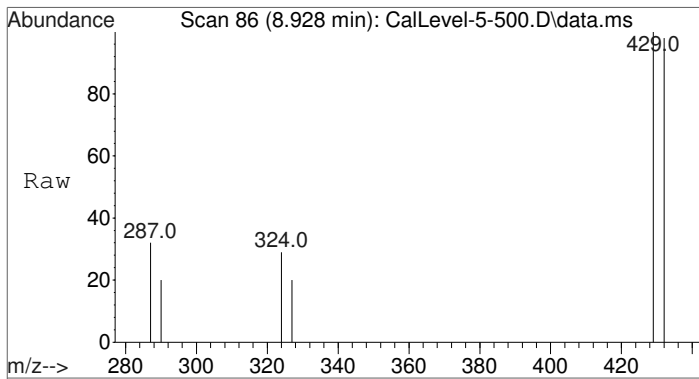
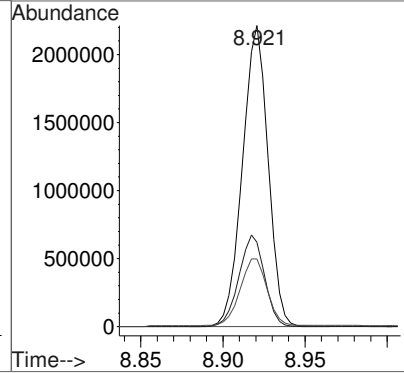
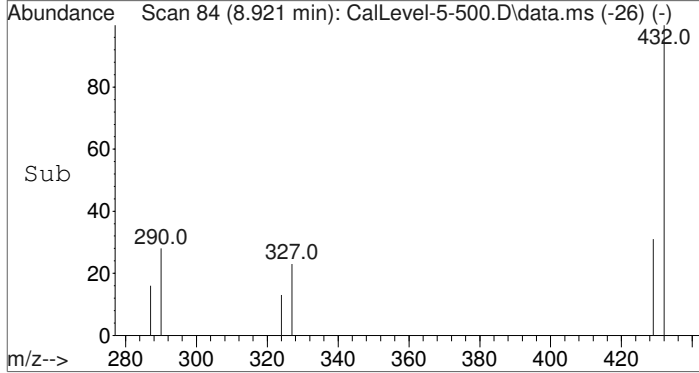
Tgt Ion	Resp	Lower	Upper
371	100		
234	42.8	40.8	61.2
343	22.3	19.8	29.8





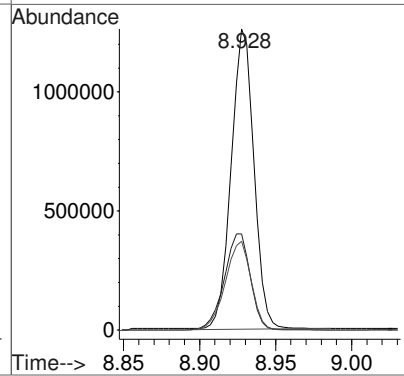
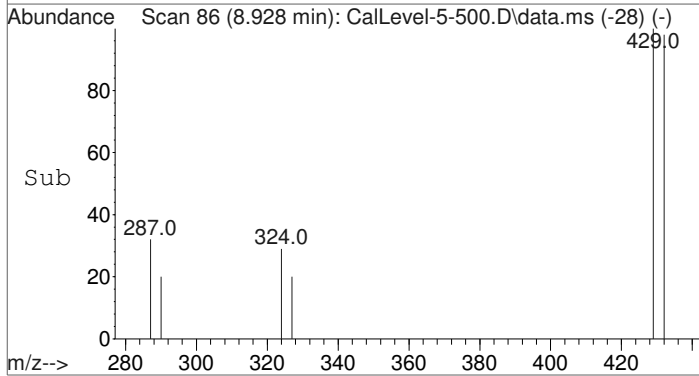
#3
Morphine-D3-TMS
Concen: 100.00 ng/mL
RT: 8.921 min Scan# 84
Delta R.T. -0.000 min
Lab File: CalLevel-5-500.D
Acq: 9 Oct 2015 10:48

Tgt Ion	Resp	Lower	Upper
432	100		
290	30.4	24.7	37.1
327	23.6	18.8	28.2



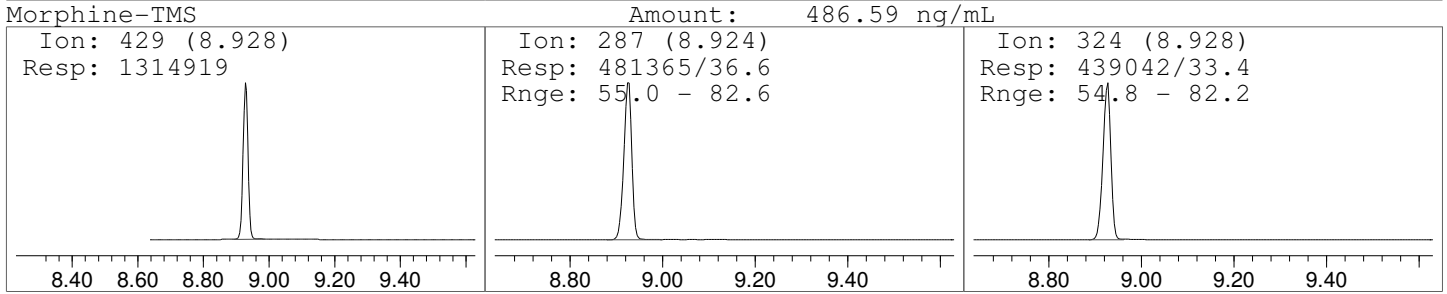
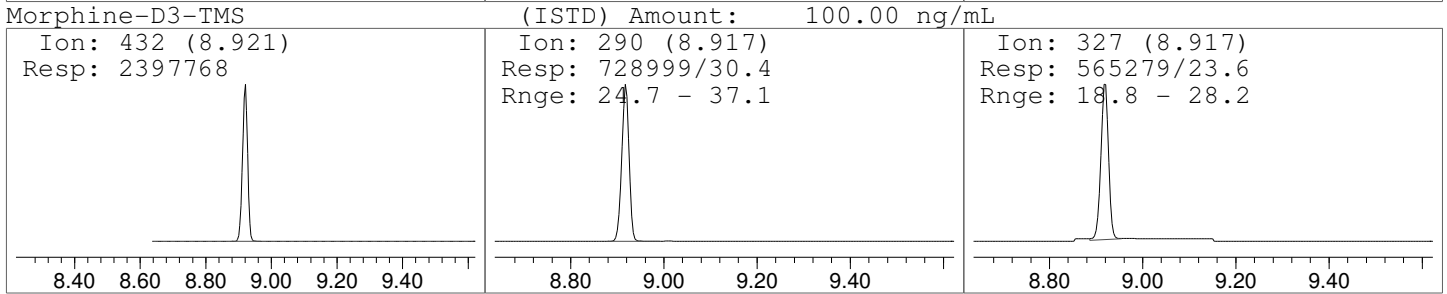
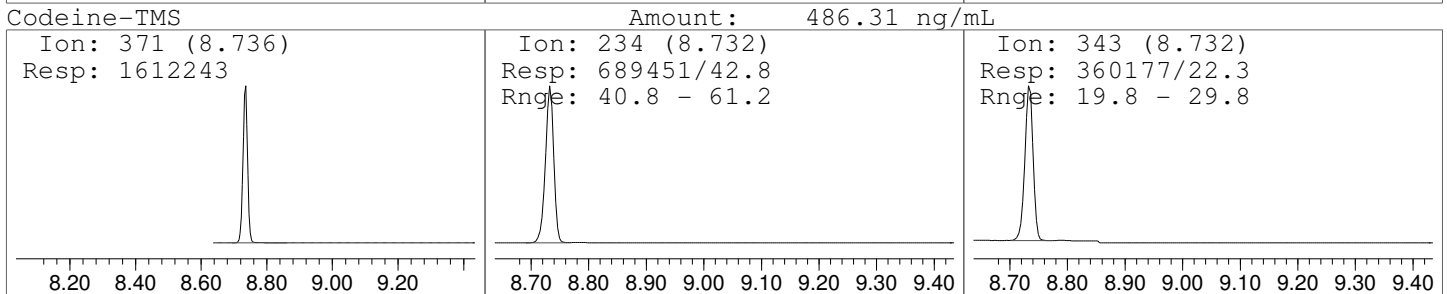
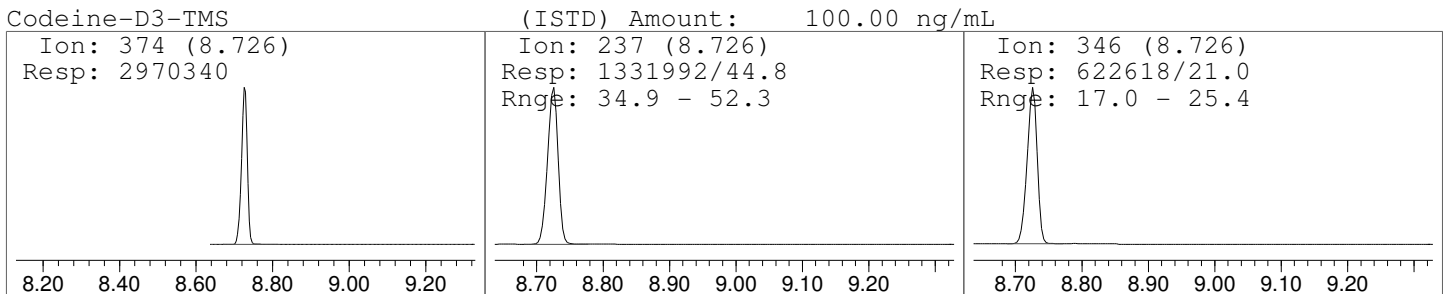
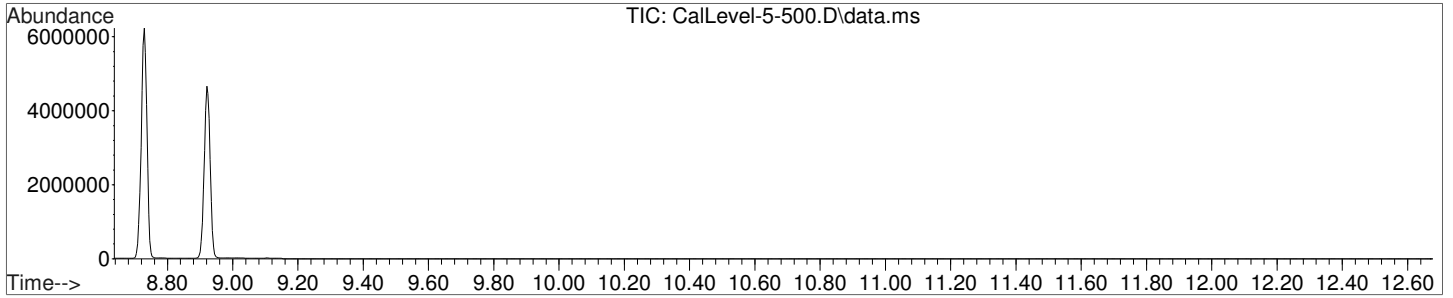
#4
Morphine-TMS
Concen: 486.59 ng/mL
RT: 8.928 min Scan# 86
Delta R.T. -0.000 min
Lab File: CalLevel-5-500.D
Acq: 9 Oct 2015 10:48

Tgt Ion	Resp	Lower	Upper
429	100		
287	36.6	55.0	82.6#
324	33.4	54.8	82.2#





Data Path : C:\gcms\1\data\Blood\100615OP\
 Data File : CalLevel-5-500.D
 Acq On : 9 Oct 2015 10:48
 Operator : D Downey
 Sample : Calibrator Level 5: 500ng/mL
 Misc : Analytical Method 3.10.3
 ALS Vial : 6 Sample Multiplier: 1





Data Path : C:\gcms\1\data\Blood\100615OP\
 Data File : CalLevel-6-1000.D
 Acq On : 9 Oct 2015 11:07
 Operator : D Downey
 Sample : Calibrator Level 6: 1000ng/mL
 Misc : Analytical Method 3.10.3
 ALS Vial : 7 Sample Multiplier: 1

Quant Time: Nov 03 11:50:34 2015
 Quant Method : C:\gcms\1\methods\AM-3-10-3-D3LVL1-6.M
 Quant Title : Analytical Method 3.10.3 - Morphine & Codeine
 QLast Update : Tue Nov 03 11:31:15 2015
 Response via : Initial Calibration

Compound	R.T.	QIon	Response	Conc	Units	Dev(Min)


Internal Standards						
1) Codeine-D3-TMS	8.729	374	2974200	100.00	ng/mL	0.00
3) Morphine-D3-TMS	8.924	432	2553536	100.00	ng/mL	0.00
Target Compounds						
						Qvalue
2) Codeine-TMS	8.739	371	3328109	1005.60	ng/mL	89
4) Morphine-TMS	8.931	429	2906249	1005.70	ng/mL#	54

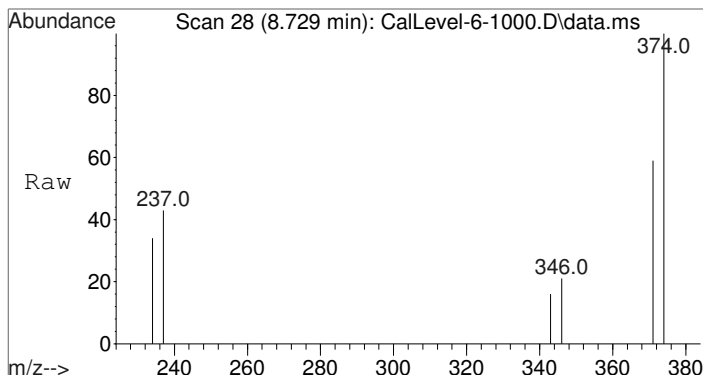
(#) = qualifier out of range (m) = manual integration (+) = signals summed



Data Path : C:\gcms\1\data\Blood\1006150P\
Data File : CalLevel-6-1000.D
Acq On : 9 Oct 2015 11:07
Operator : D Downey
Sample : Calibrator Level 6: 1000ng/mL
Misc : Analytical Method 3.10.3
ALS Vial : 7 Sample Multiplier: 1

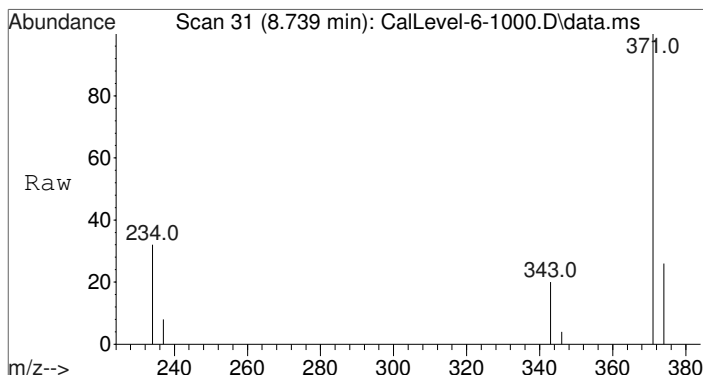
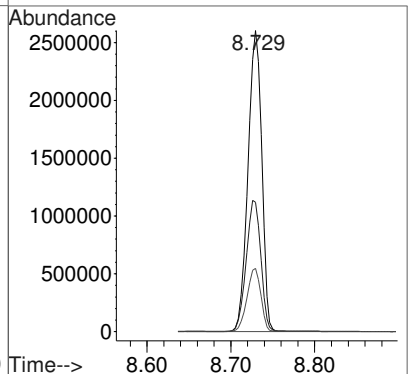
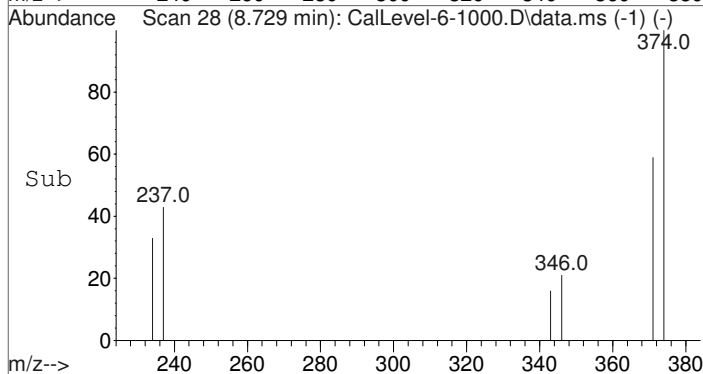
Quant Time: Nov 03 11:50:34 2015
Quant Method : C:\gcms\1\methods\AM-3-10-3-D3LVL1-6.M
Quant Title : Analytical Method 3.10.3 - Morphine & Codeine
QLast Update : Tue Nov 03 11:31:15 2015
Response via : Initial Calibration





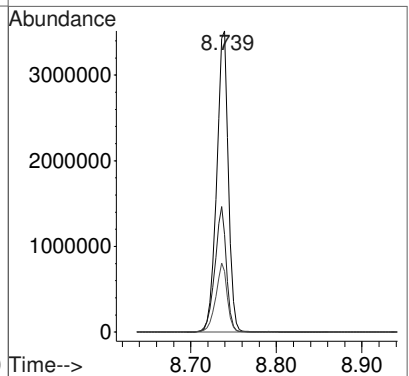
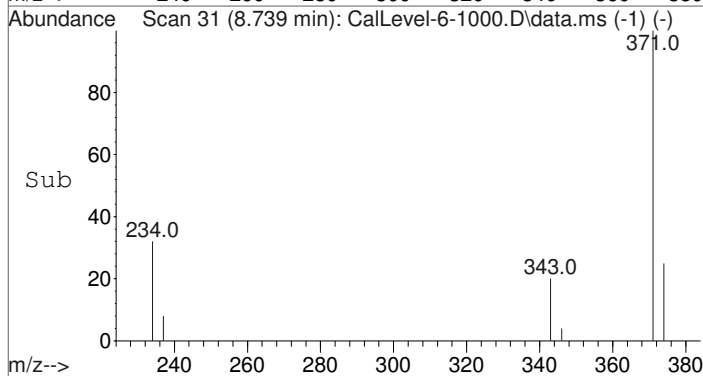
#1
Codeine-D3-TMS
Concen: 100.00 ng/mL
RT: 8.729 min Scan# 28
Delta R.T. 0.000 min
Lab File: CalLevel-6-1000.D
Acq: 9 Oct 2015 11:07

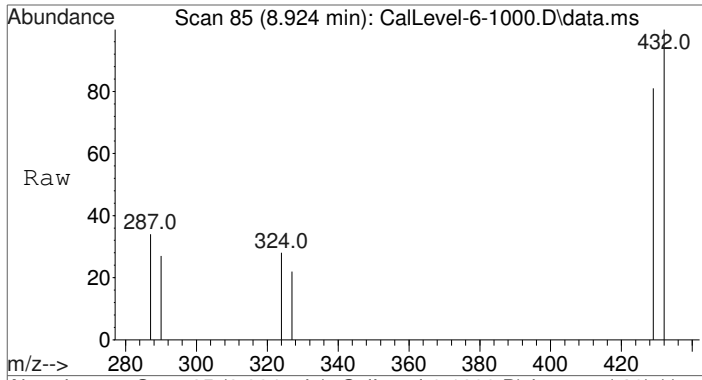

Tgt Ion	Resp	Lower	Upper
374	100		
237	46.0	34.9	52.3
346	20.8	17.0	25.4



#2
Codeine-TMS
Concen: 1005.60 ng/mL
RT: 8.739 min Scan# 31
Delta R.T. 0.005 min
Lab File: CalLevel-6-1000.D
Acq: 9 Oct 2015 11:07

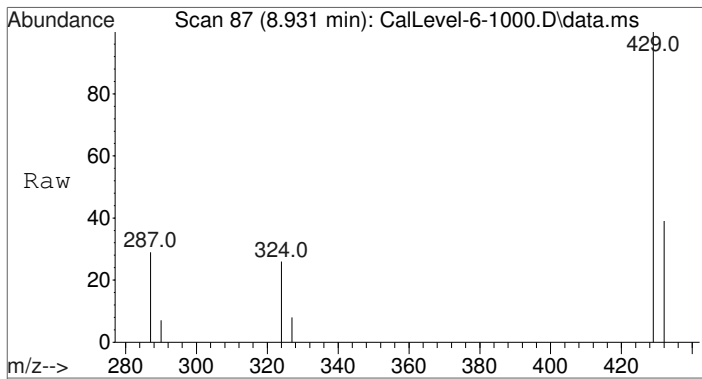
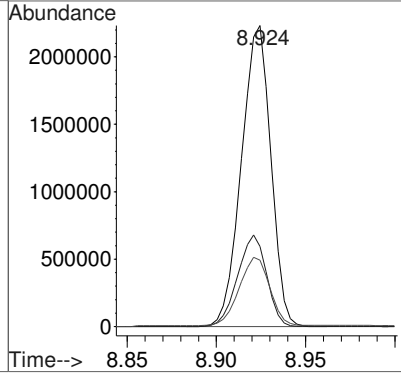
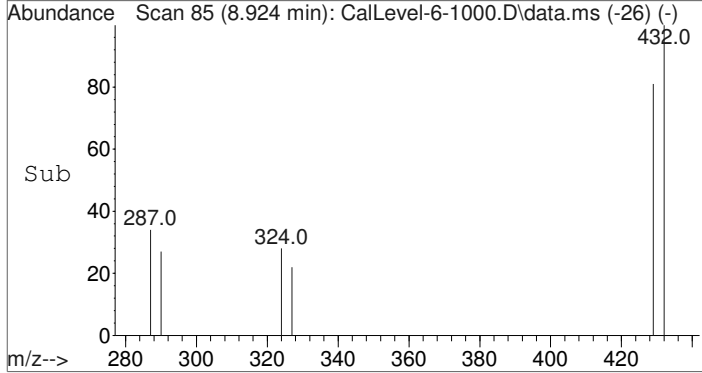
Tgt Ion	Resp	Lower	Upper
371	100		
234	41.3	40.8	61.2
343	22.0	19.8	29.8





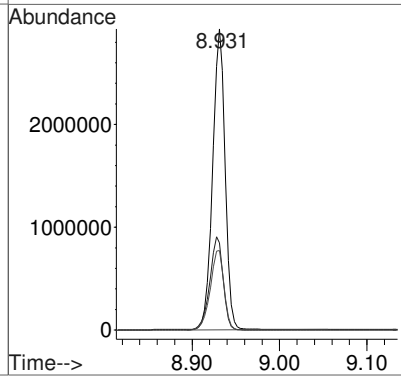
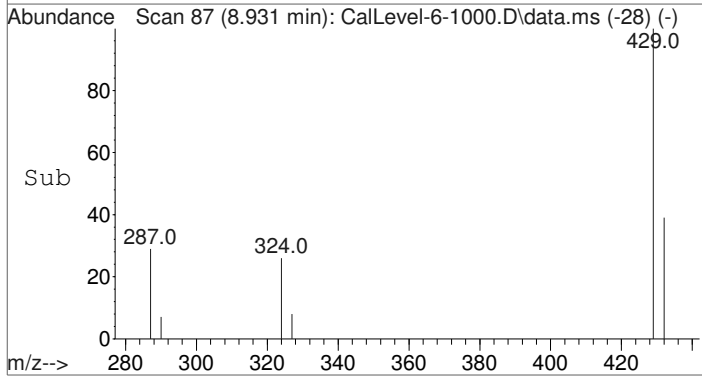
#3
Morphine-D3-TMS
Concen: 100.00 ng/mL
RT: 8.924 min Scan# 85
Delta R.T. 0.003 min
Lab File: CalLevel-6-1000.D
Acq: 9 Oct 2015 11:07


Tgt Ion	Resp	Lower	Upper
432	100		
290	30.0	24.7	37.1
327	23.8	18.8	28.2



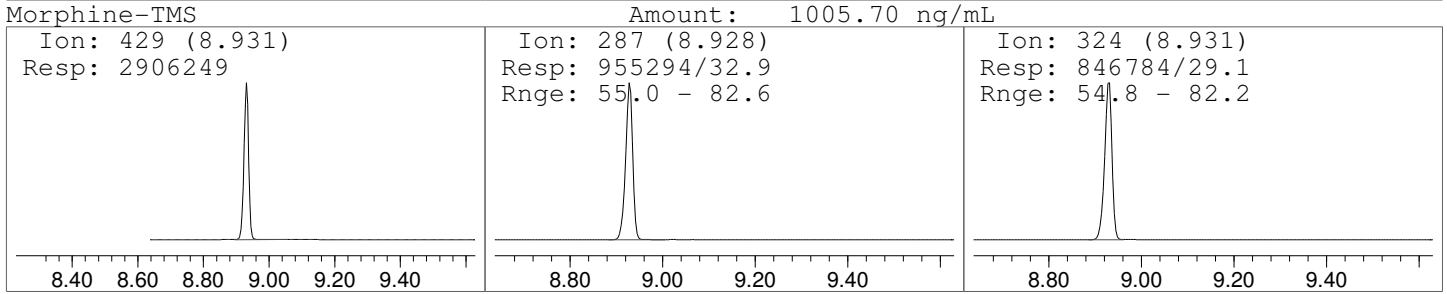
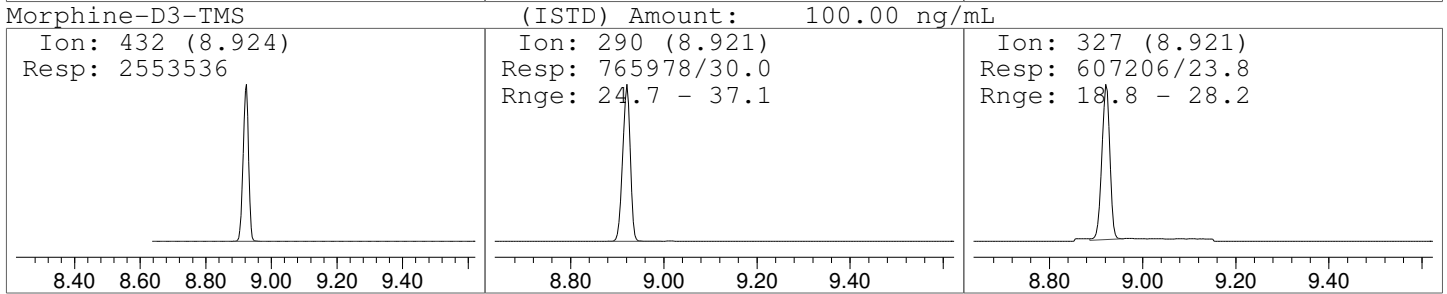
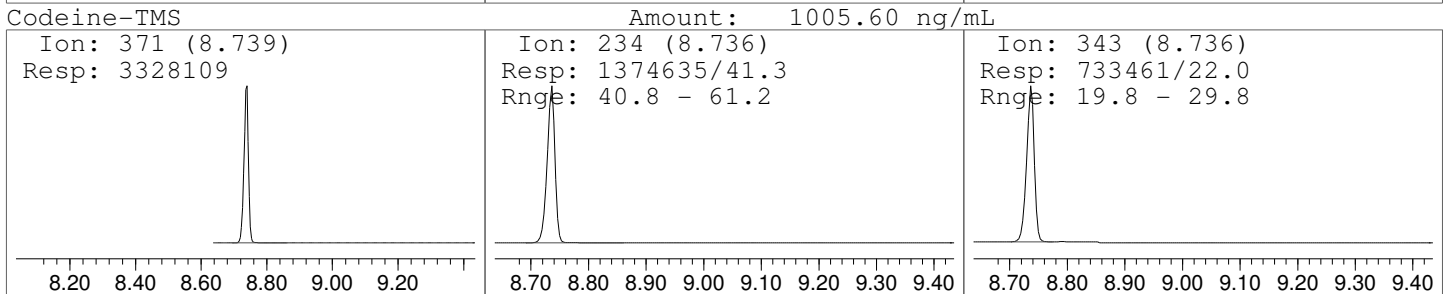
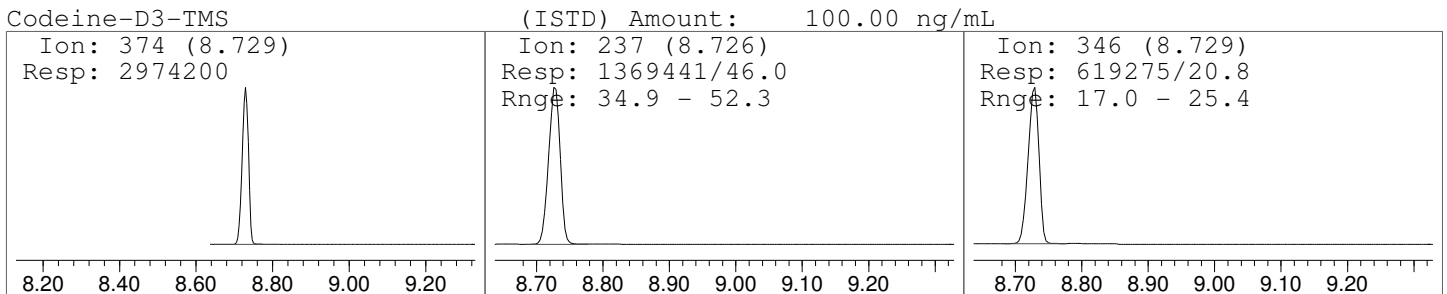
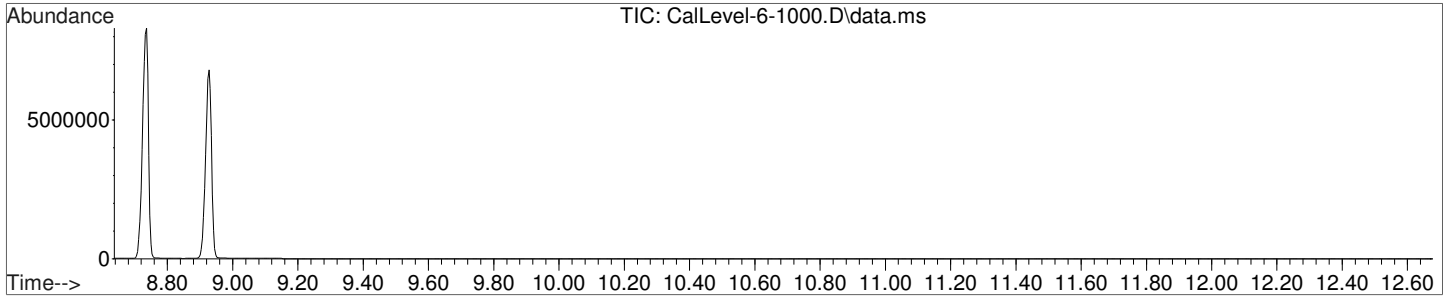
#4
Morphine-TMS
Concen: 1005.70 ng/mL
RT: 8.931 min Scan# 87
Delta R.T. 0.003 min
Lab File: CalLevel-6-1000.D
Acq: 9 Oct 2015 11:07

Tgt Ion	Resp	Lower	Upper
429	100		
287	32.9	55.0	82.6#
324	29.1	54.8	82.2#



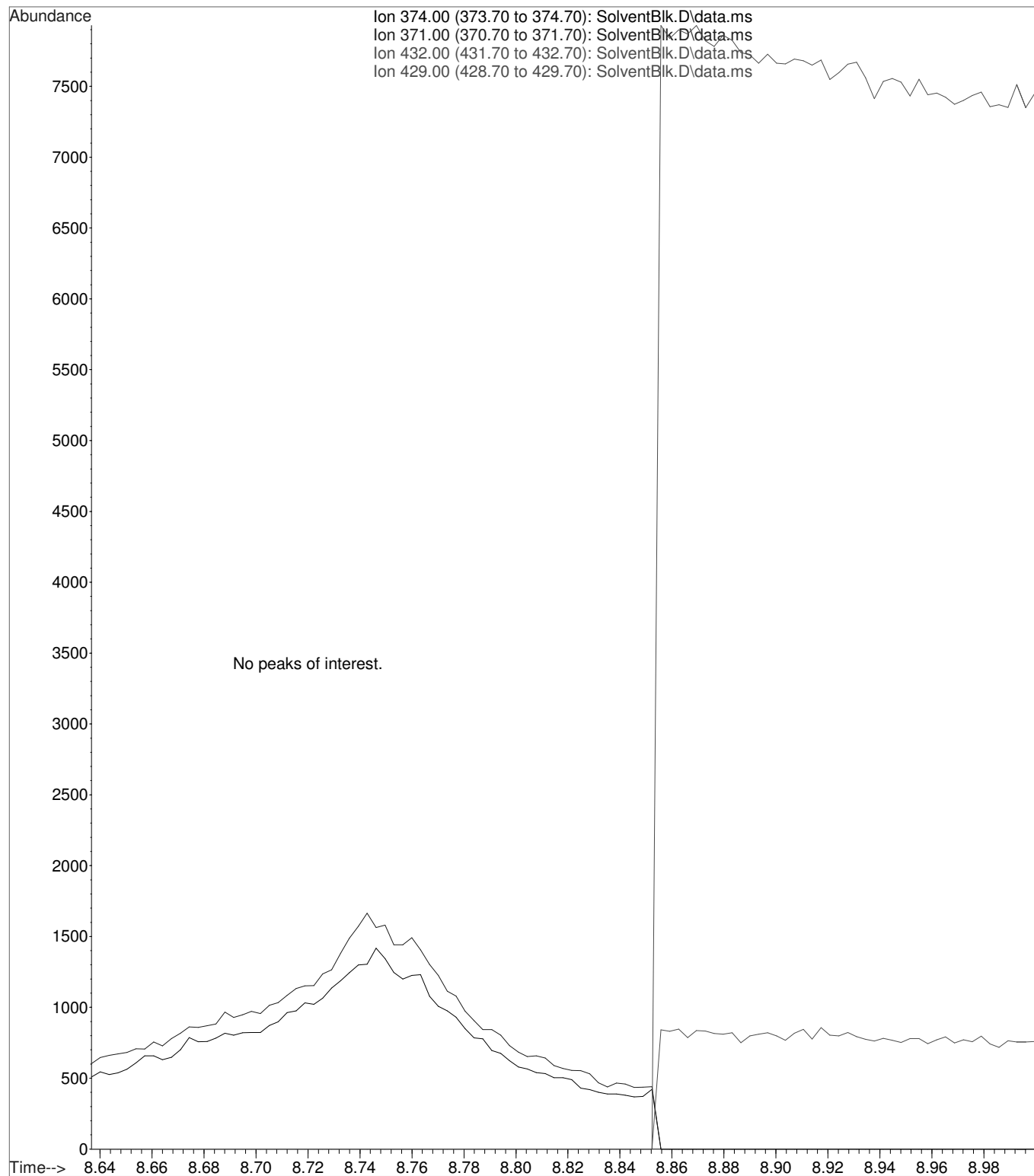


Data Path : C:\gcms\1\data\Blood\100615OP\
 Data File : CalLevel-6-1000.D
 Acq On : 9 Oct 2015 11:07
 Operator : D Downey
 Sample : Calibrator Level 6: 1000ng/mL
 Misc : Analytical Method 3.10.3
 ALS Vial : 7 Sample Multiplier: 1





File :C:\gcms\1\data\Blood\100615OP\SolventBlk.D
Operator : D Downey
Acquired : 9 Oct 2015 11:26 using AcqMethod AM-3-10-3-3.M
Instrument : Probie
Sample Name: Solvent Blank
Misc Info : CHCl3
Vial Number: 98






Data Path : C:\gcms\1\data\Blood\100615OP\
 Data File : PC-75-1.D
 Acq On : 9 Oct 2015 15:13
 Operator : D Downey
 Sample : 75ng/mL Positive Control
 Misc : Analytical Method 3.10.3
 ALS Vial : 8 Sample Multiplier: 1

Quant Time: Nov 03 12:01:04 2015
 Quant Method : C:\gcms\1\methods\AM-3-10-3-D3LVL1-6.M
 Quant Title : Analytical Method 3.10.3 - Morphine & Codeine
 QLast Update : Tue Nov 03 11:49:41 2015
 Response via : Initial Calibration

Compound	R.T.	QIon	Response	Conc	Units	Dev(Min)


Internal Standards						
1) Codeine-D3-TMS	8.726	374	3331752	100.00	ng/mL	0.00
3) Morphine-D3-TMS	8.917	432	2744442	100.00	ng/mL	0.00
Target Compounds						
						Qvalue
2) Codeine-TMS	8.733	371	323664	84.70	ng/mL	94
4) Morphine-TMS	8.924	429	253803	85.28	ng/mL	98

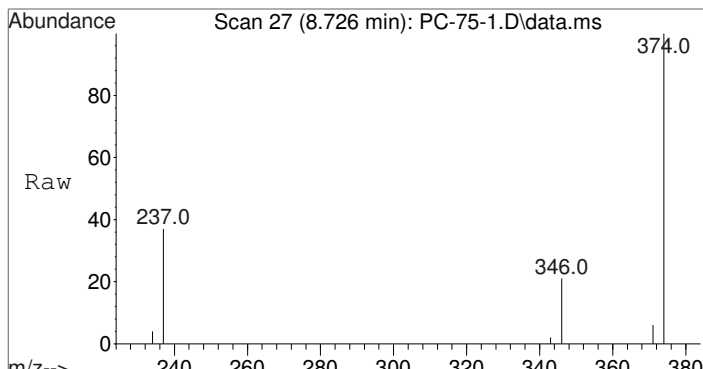
(#) = qualifier out of range (m) = manual integration (+) = signals summed



Data Path : C:\gcms\1\data\Blood\1006150P\
Data File : PC-75-1.D
Acq On : 9 Oct 2015 15:13
Operator : D Downey
Sample : 75ng/mL Positive Control
Misc : Analytical Method 3.10.3
ALS Vial : 8 Sample Multiplier: 1

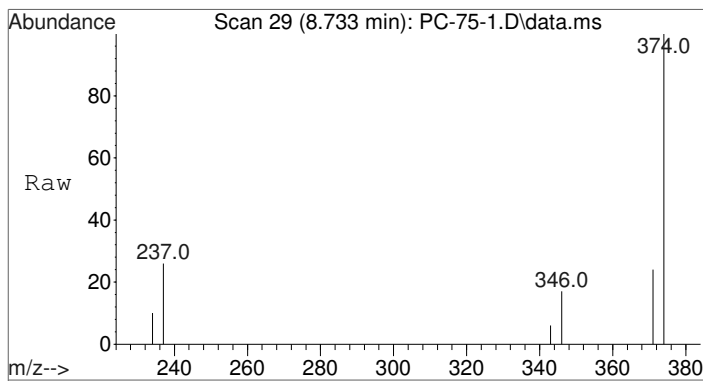
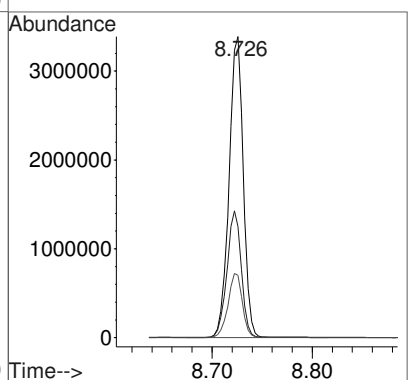
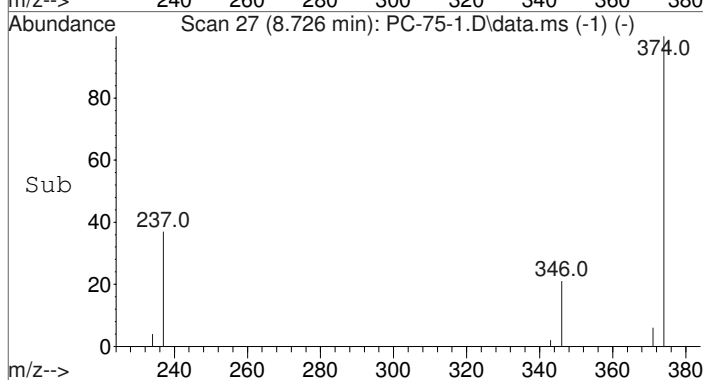
Quant Time: Nov 03 12:01:04 2015
Quant Method : C:\gcms\1\methods\AM-3-10-3-D3LVL1-6.M
Quant Title : Analytical Method 3.10.3 - Morphine & Codeine
QLast Update : Tue Nov 03 11:49:41 2015
Response via : Initial Calibration





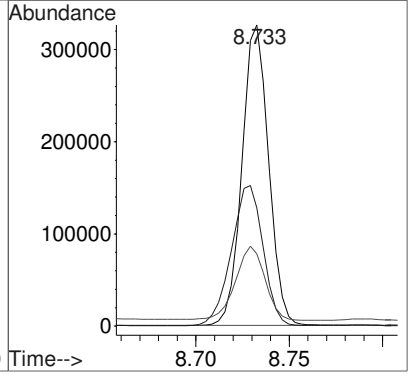
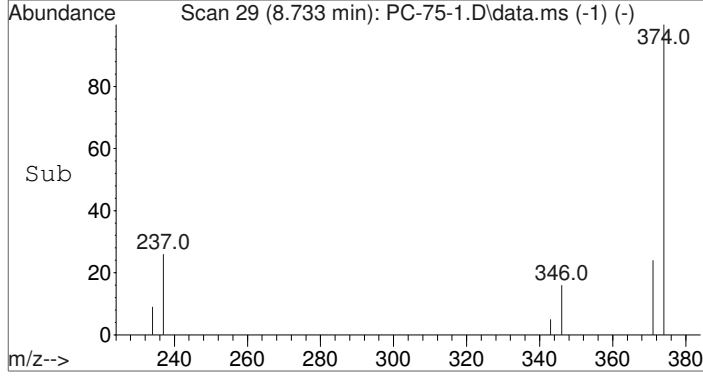
#1
Codeine-D3-TMS
Concen: 100.00 ng/mL
RT: 8.726 min Scan# 27
Delta R.T. -0.003 min
Lab File: PC-75-1.D
Acq: 9 Oct 2015 15:13

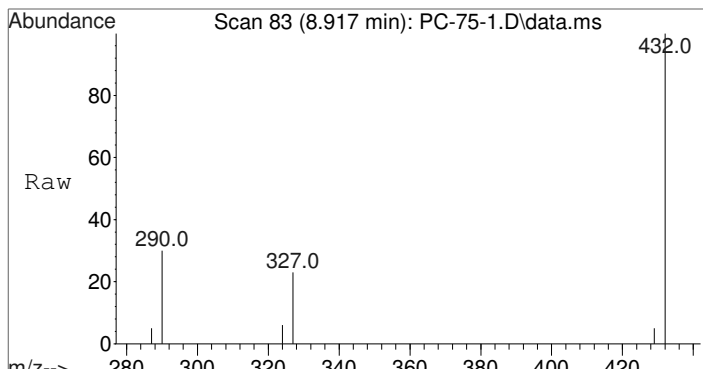
Tgt Ion	Resp	Lower	Upper
374	100		
237	42.4	34.9	52.3
346	21.2	17.0	25.4



#2
Codeine-TMS
Concen: 84.70 ng/mL
RT: 8.733 min Scan# 29
Delta R.T. -0.002 min
Lab File: PC-75-1.D
Acq: 9 Oct 2015 15:13

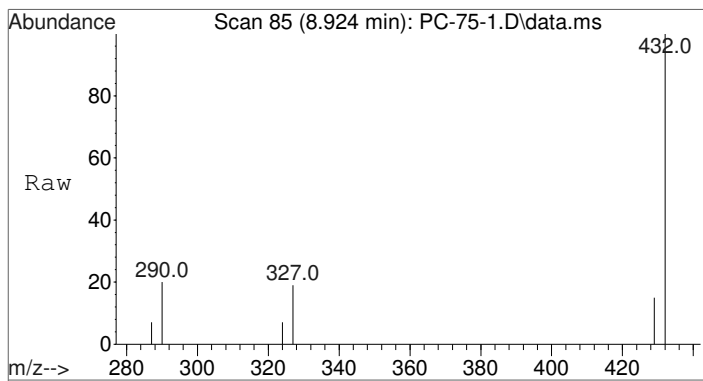
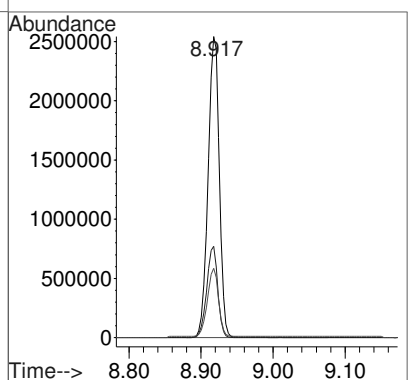
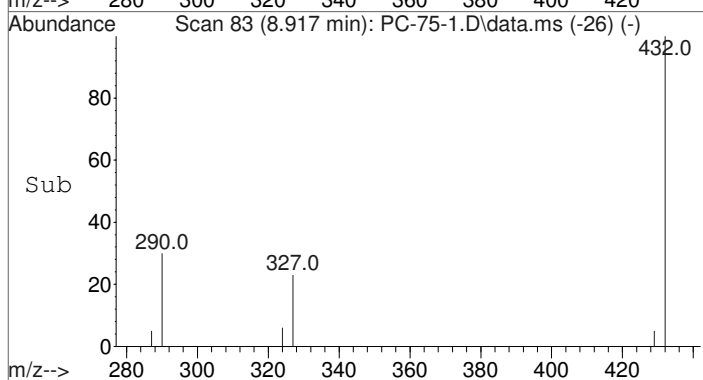
Tgt Ion	Resp	Lower	Upper
371	100		
234	55.4	40.8	61.2
343	27.4	19.8	29.8





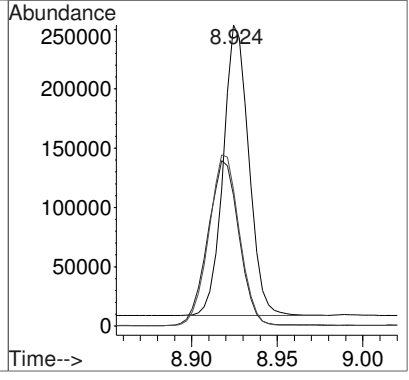
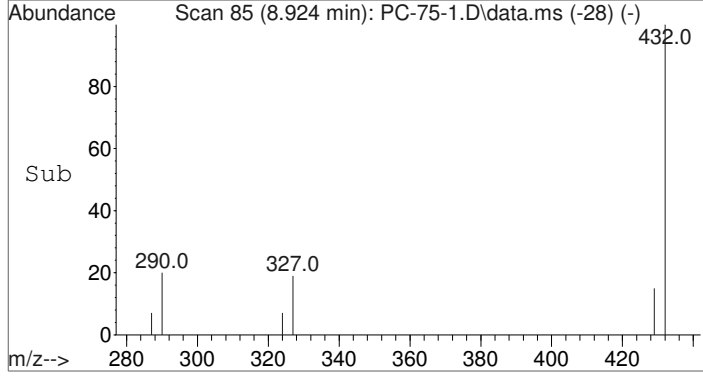
#3
Morphine-D3-TMS
Concen: 100.00 ng/mL
RT: 8.917 min Scan# 83
Delta R.T. -0.004 min
Lab File: PC-75-1.D
Acq: 9 Oct 2015 15:13

Tgt Ion	Resp	Lower	Upper
432	100		
290	29.8	24.7	37.1
327	22.6	18.8	28.2



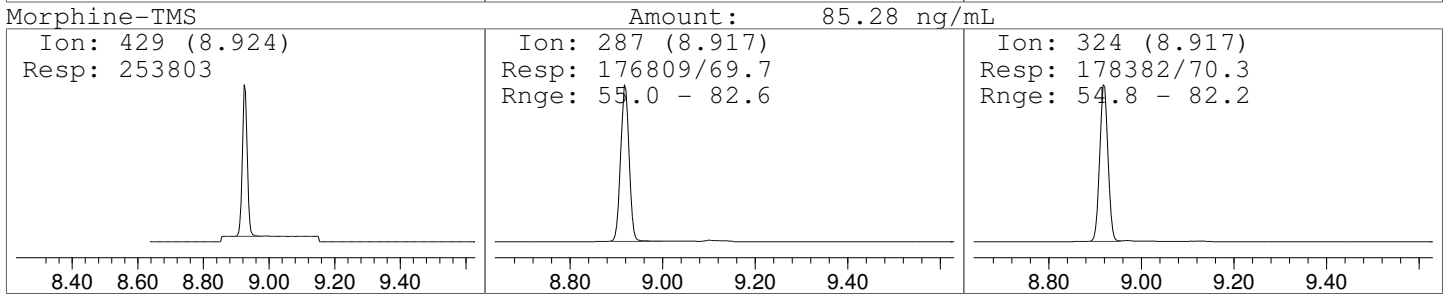
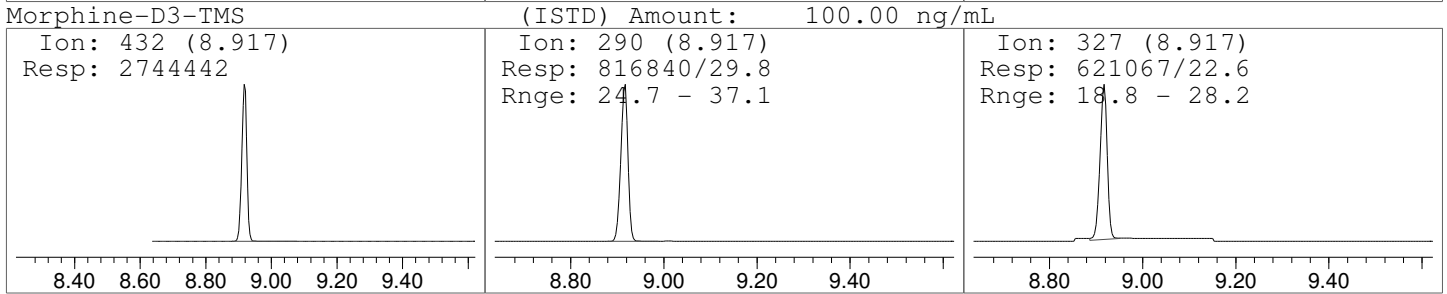
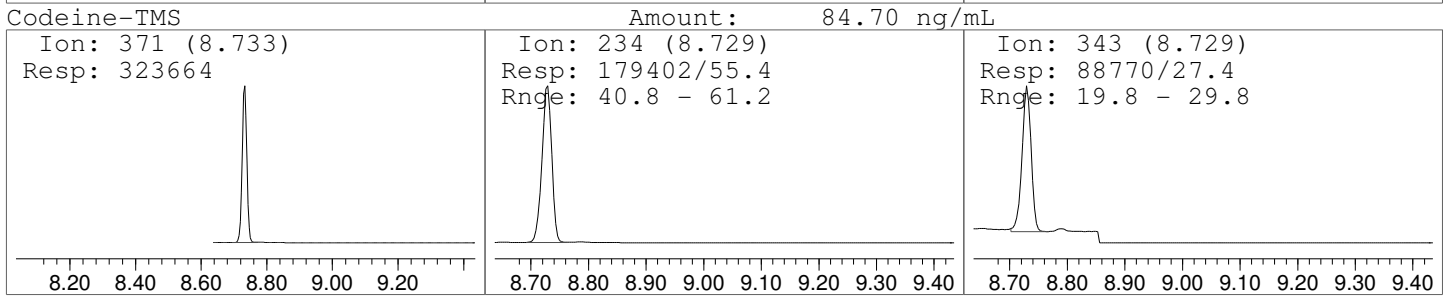
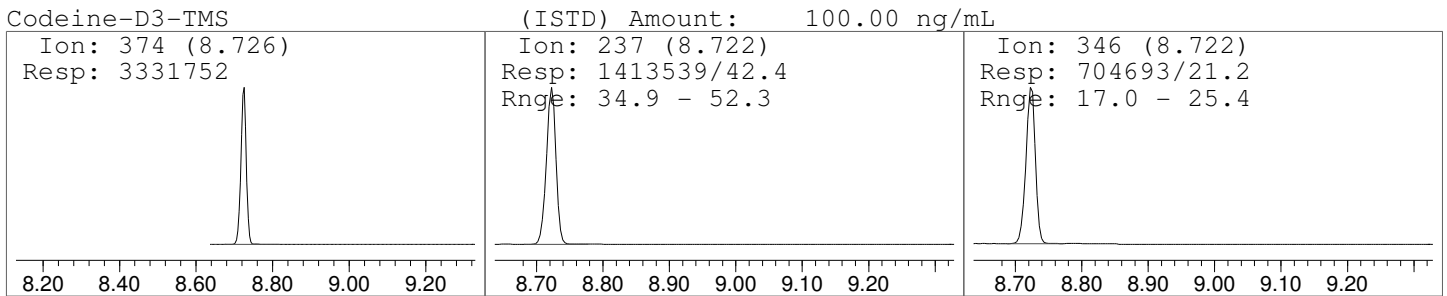
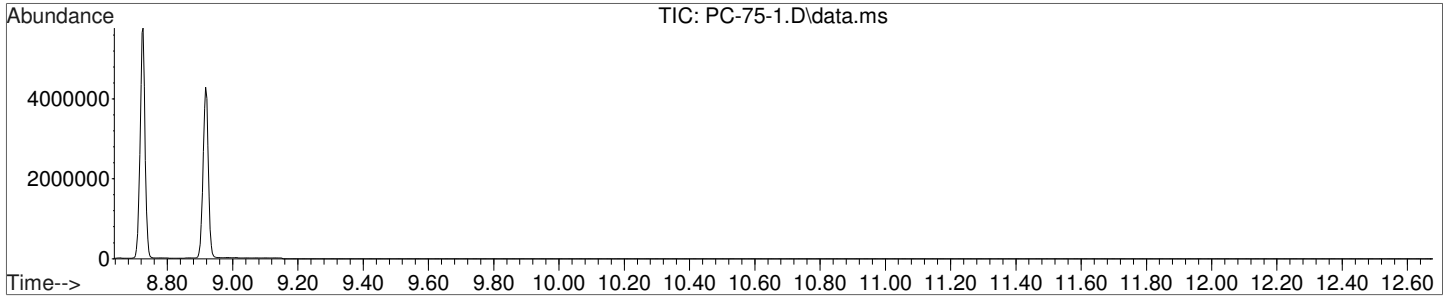
#4
Morphine-TMS
Concen: 85.28 ng/mL
RT: 8.924 min Scan# 85
Delta R.T. -0.004 min
Lab File: PC-75-1.D
Acq: 9 Oct 2015 15:13

Tgt Ion	Resp	Lower	Upper
429	100		
287	69.7	55.0	82.6
324	70.3	54.8	82.2





Data Path : C:\gcms\1\data\Blood\1006150P\
 Data File : PC-75-1.D
 Acq On : 9 Oct 2015 15:13
 Operator : D Downey
 Sample : 75ng/mL Positive Control
 Misc : Analytical Method 3.10.3
 ALS Vial : 8 Sample Multiplier: 1






Data Path : C:\gcms\1\data\Blood\100615OP\
Data File : PC-750-1.D
Acq On : 9 Oct 2015 11:45
Operator : D Downey
Sample : 750ng/mL Positive Control
Misc : Analytical Method 3.10.3
ALS Vial : 9 Sample Multiplier: 1

Quant Time: Nov 03 12:00:42 2015
Quant Method : C:\gcms\1\methods\AM-3-10-3-D3LVL1-6.M
Quant Title : Analytical Method 3.10.3 - Morphine & Codeine
QLast Update : Tue Nov 03 11:49:41 2015
Response via : Initial Calibration

Compound	R.T.	QIon	Response	Conc	Units	Dev(Min)


Internal Standards						
1) Codeine-D3-TMS	8.733	374	9482706	100.00	ng/mL	0.00
3) Morphine-D3-TMS	8.928	432	8102390	100.00	ng/mL	0.00
Target Compounds						
						Qvalue
2) Codeine-TMS	8.746	371	9094029	861.43	ng/mL	91
4) Morphine-TMS	8.941	429	7434633	811.57	ng/mL#	57

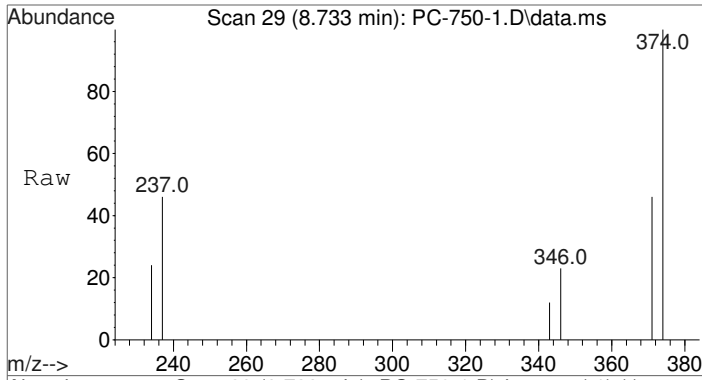

(#) = qualifier out of range (m) = manual integration (+) = signals summed



Data Path : C:\gcms\1\data\Blood\1006150P\
Data File : PC-750-1.D
Acq On : 9 Oct 2015 11:45
Operator : D Downey
Sample : 750ng/mL Positive Control
Misc : Analytical Method 3.10.3
ALS Vial : 9 Sample Multiplier: 1

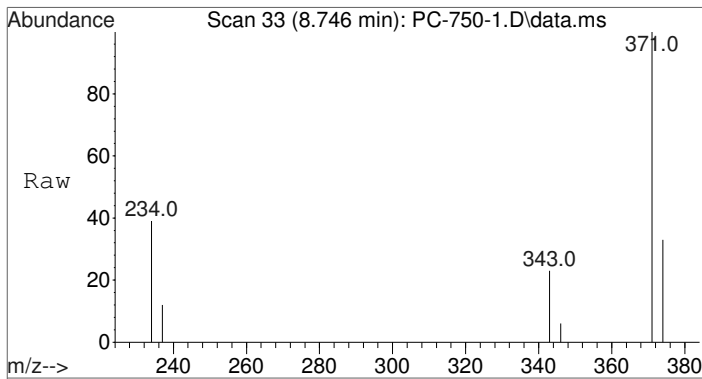
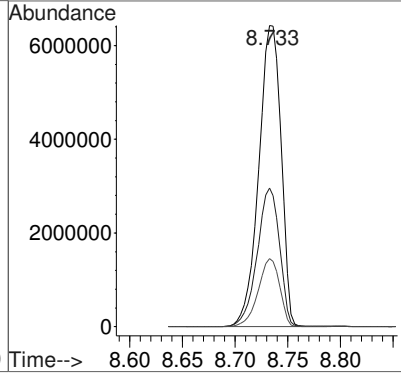
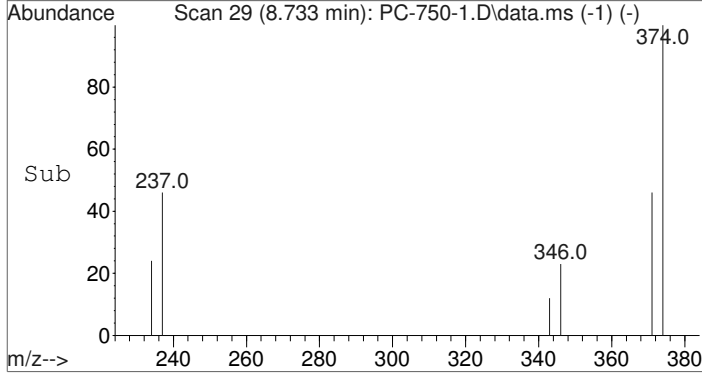
Quant Time: Nov 03 12:00:42 2015
Quant Method : C:\gcms\1\methods\AM-3-10-3-D3LVL1-6.M
Quant Title : Analytical Method 3.10.3 - Morphine & Codeine
QLast Update : Tue Nov 03 11:49:41 2015
Response via : Initial Calibration





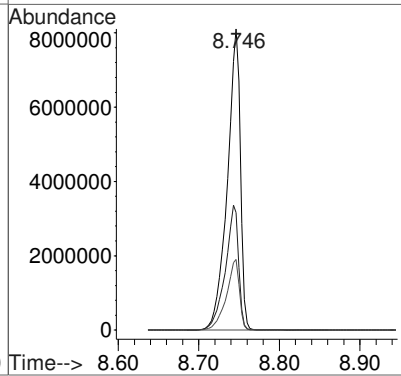
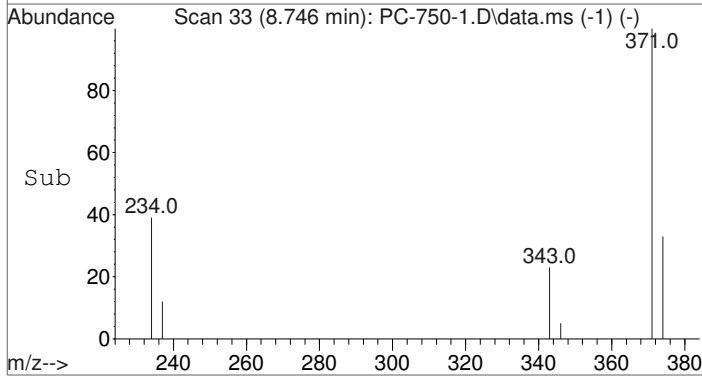
#1
Codeine-D3-TMS
Concen: 100.00 ng/mL
RT: 8.733 min Scan# 29
Delta R.T. 0.004 min
Lab File: PC-750-1.D
Acq: 9 Oct 2015 11:45

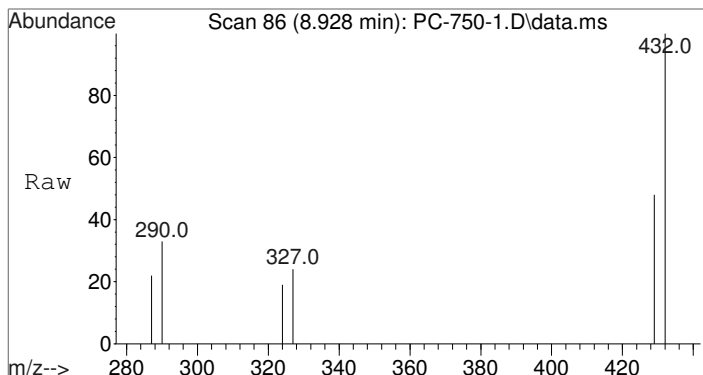
Tgt Ion	Resp	Lower	Upper
374	100		
237	45.9	34.9	52.3
346	21.7	17.0	25.4



#2
Codeine-TMS
Concen: 861.43 ng/mL
RT: 8.746 min Scan# 33
Delta R.T. 0.011 min
Lab File: PC-750-1.D
Acq: 9 Oct 2015 11:45

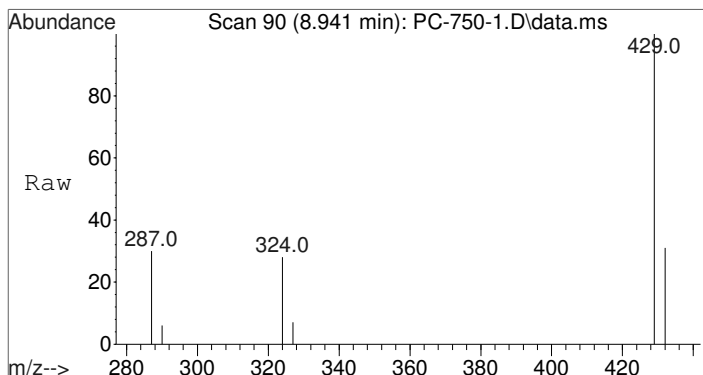
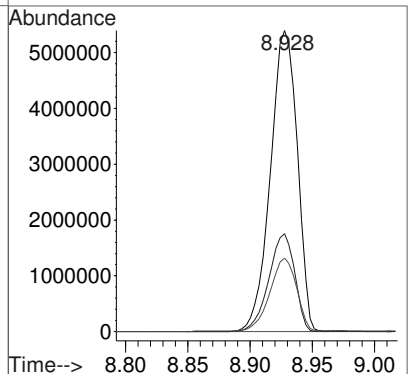
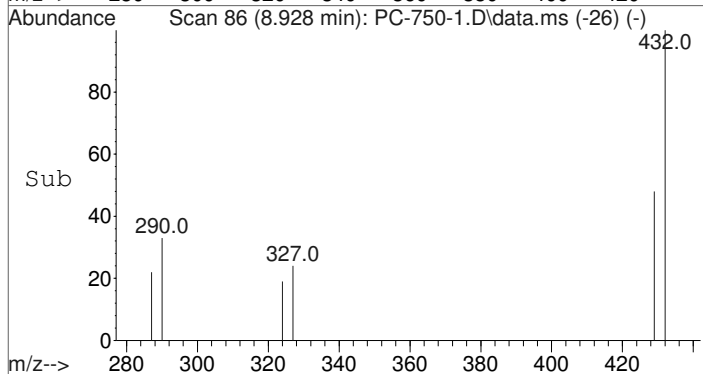
Tgt Ion	Resp	Lower	Upper
371	100		
234	42.2	40.8	61.2
343	23.3	19.8	29.8





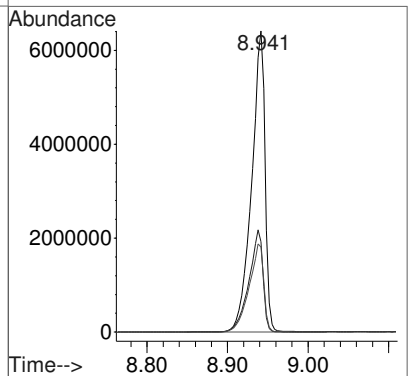
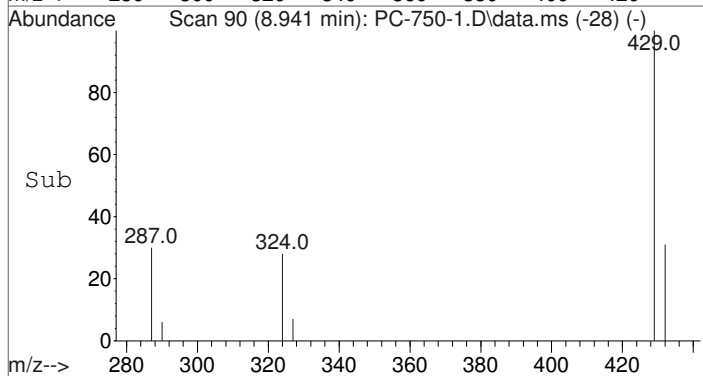
#3
Morphine-D3-TMS
Concen: 100.00 ng/mL
RT: 8.928 min Scan# 86
Delta R.T. 0.007 min
Lab File: PC-750-1.D
Acq: 9 Oct 2015 11:45


Tgt Ion	Resp	Lower	Upper
432	100		
290	31.4	24.7	37.1
327	24.0	18.8	28.2



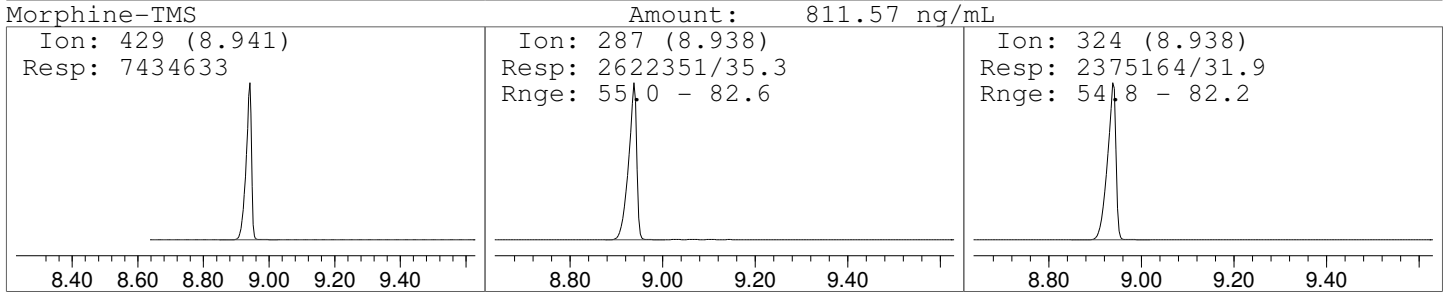
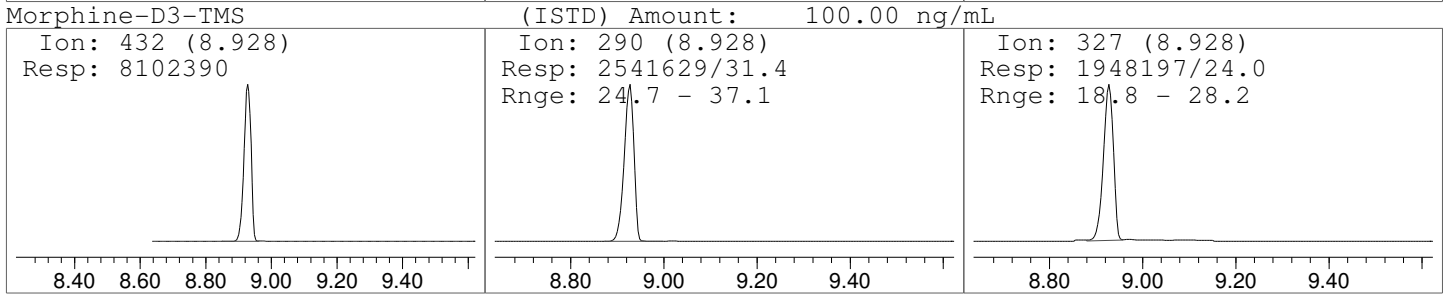
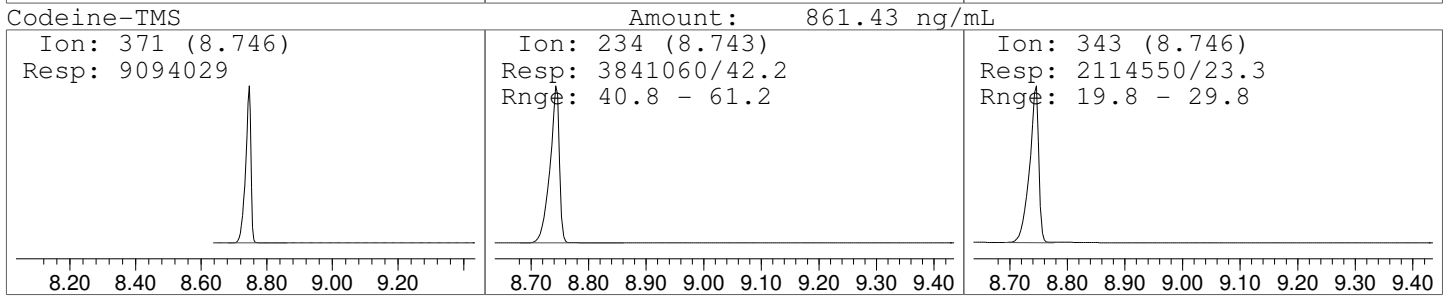
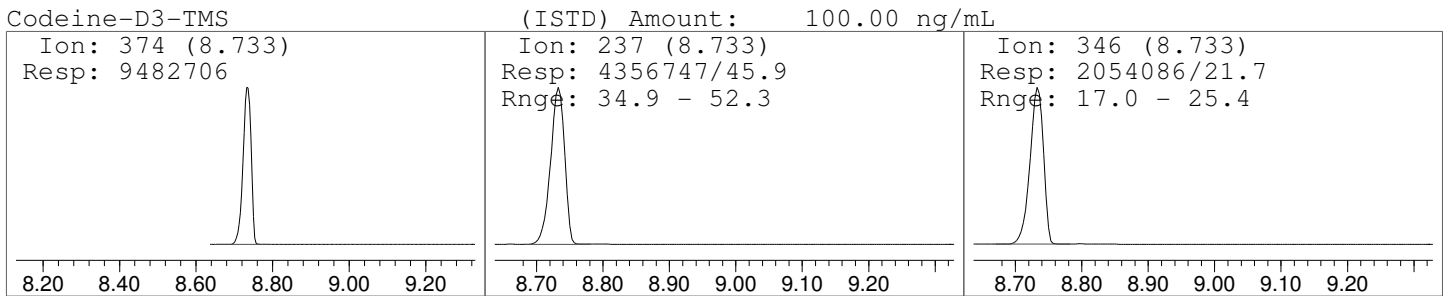
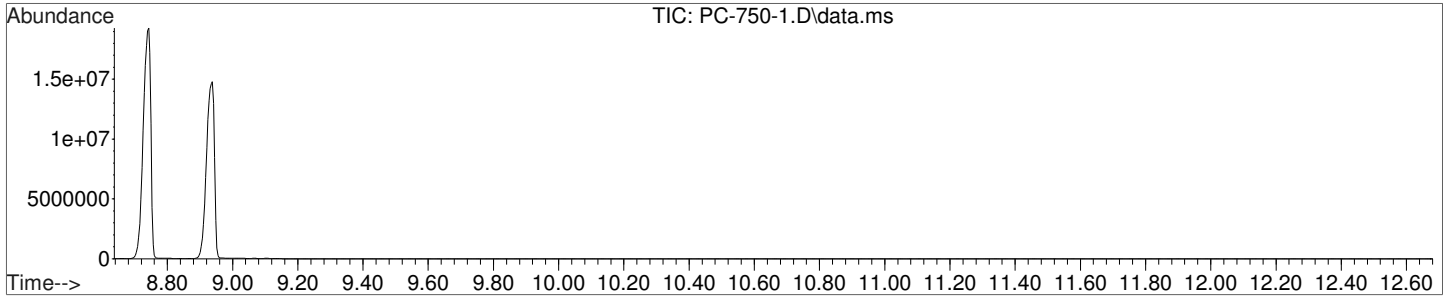
#4
Morphine-TMS
Concen: 811.57 ng/mL
RT: 8.941 min Scan# 90
Delta R.T. 0.013 min
Lab File: PC-750-1.D
Acq: 9 Oct 2015 11:45

Tgt Ion	Resp	Lower	Upper
429	100		
287	35.3	55.0	82.6#
324	31.9	54.8	82.2#



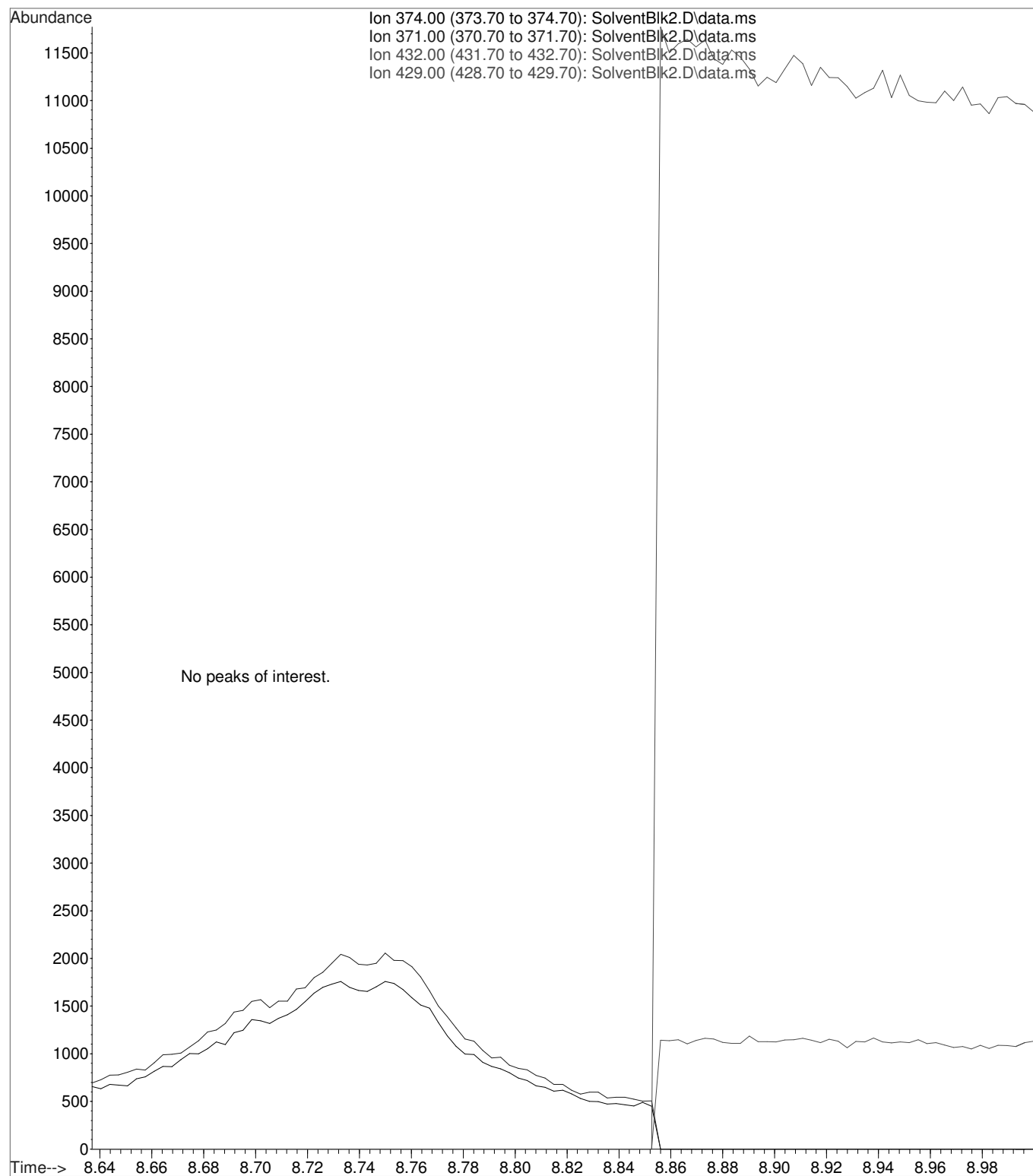


Data Path : C:\gcms\1\data\Blood\1006150P\
 Data File : PC-750-1.D
 Acq On : 9 Oct 2015 11:45
 Operator : D Downey
 Sample : 750ng/mL Positive Control
 Misc : Analytical Method 3.10.3
 ALS Vial : 9 Sample Multiplier: 1





File :C:\gcms\1\data\Blood\100615OP\SolventBlk2.D
Operator : D Downey
Acquired : 9 Oct 2015 14:53 using AcqMethod AM-3-10-3-3.M
Instrument : Probie
Sample Name: Solvent Blank
Misc Info : CHCl3
Vial Number: 97





File :C:\gcms\1\data\Blood\100615OP\SolventBlk3.D
Operator : D Downey
Acquired : 9 Oct 2015 19:18 using AcqMethod AM-3-10-3-3.M
Instrument : Probie
Sample Name: Solvent Blank
Misc Info : CHCl3
Vial Number: 89

